



Oklahoma State University Institute of Technology-Okmulgee

Graduate Exit Interview

Summer 2014 – Spring 2015

Curtis E. Miller, Ph.D.

Office of Institutional Research

June 24th, 2015

Graduate Exit Interview 2014-2015

The *Graduate Exit Interview* (GEI) is administered by administrative assistants in each academic school before graduation, but no earlier than absolutely necessary. Administration during the last two weeks of school is preferred. This survey is administered continuously throughout the year as students prepare to graduate.

The Graduate Exit Interview updates the forwarding contact information of graduating students before they leave (see Appendix A for a copy of the survey). It includes items about the graduate's immediate future plans including positive placement and job-seeking outcomes. Once graduating students completed the GEI, they were directed to an anonymous Graduate Feedback Form (GFF) that includes scales for rating opinions of academic and non-academic services and gives graduates opportunities to provide feedback on their educational experience.

A total of 709 students earned 738 degrees between summer 2014 and spring 2015; of these, 680 graduated with one degree, and 29 graduated with two during the academic year. Among these degree earners, 535 filled out the GEI for a 75.5% response rate, and completed 492 GFF surveys for a response rate of 69.4 percent.

Table 1: Degrees conferred by division/school.

Division/School	Summer 2014	Fall 2014	Spring 2015	Degrees Conferred
Allied Health Sciences	2	27	32	61
Arts & Sciences	47	44	45	136
Automotive Service	56	2	1	59
Construction	47	21	26	94
Culinary Arts	13	10	11	34
Diesel & Heavy Equipment	102	14	10	126
Engineering	47	20	33	100
Information Technologies	30	36	29	95
Visual Communications	0	19	9	28
Watchmaking	0	5	0	5
Total	344	198	196	738

Table 2: Degrees conferred by degree type.

Degree	Summer 2014	Fall 2014	Spring 2015	Conferred Total
Associate of Applied Science	266	135	133	534
Associate of Science	50	44	45	139
Bachelor of Technology	28	19	18	65
Total	344	198	196	738

PLACEMENT

In terms of placement after graduation, 95.3 percent of the graduates either had a job lined up, were continuing their education, were entering military service, or a combination of these; only 1.7% of graduates who submitted a GEI reported still seeking employment, while 3.0% reported either not seeking employment, indecision about their next steps, or did not respond to the question at all (Figure 1). Although reported pay ranges indicate that some graduates were responding as part-time employees, starting pay for most graduates was respectable with the median pay range for 2014-2015 respondents between \$40,000 and \$44,999 (Figure 2). A list of organizations hiring OSUIT graduates for 2014-2015 can be found on pages 4-5. Placement, broken out by division/school, is available in Appendix B.

Figure 1.

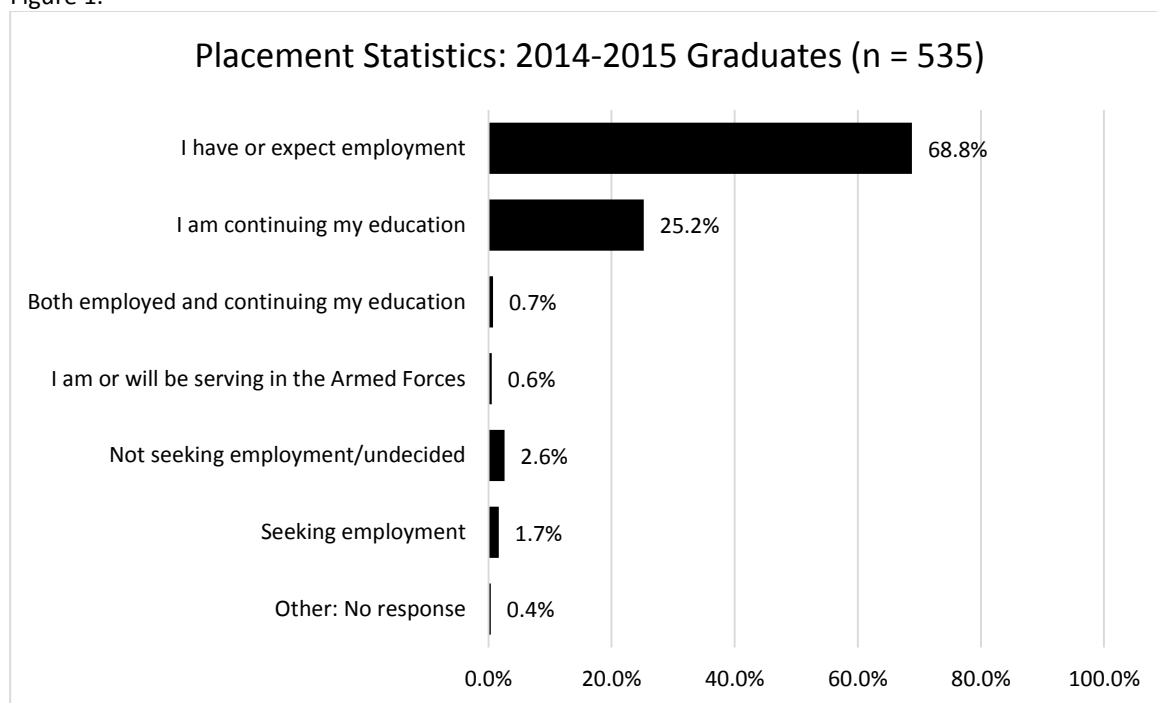
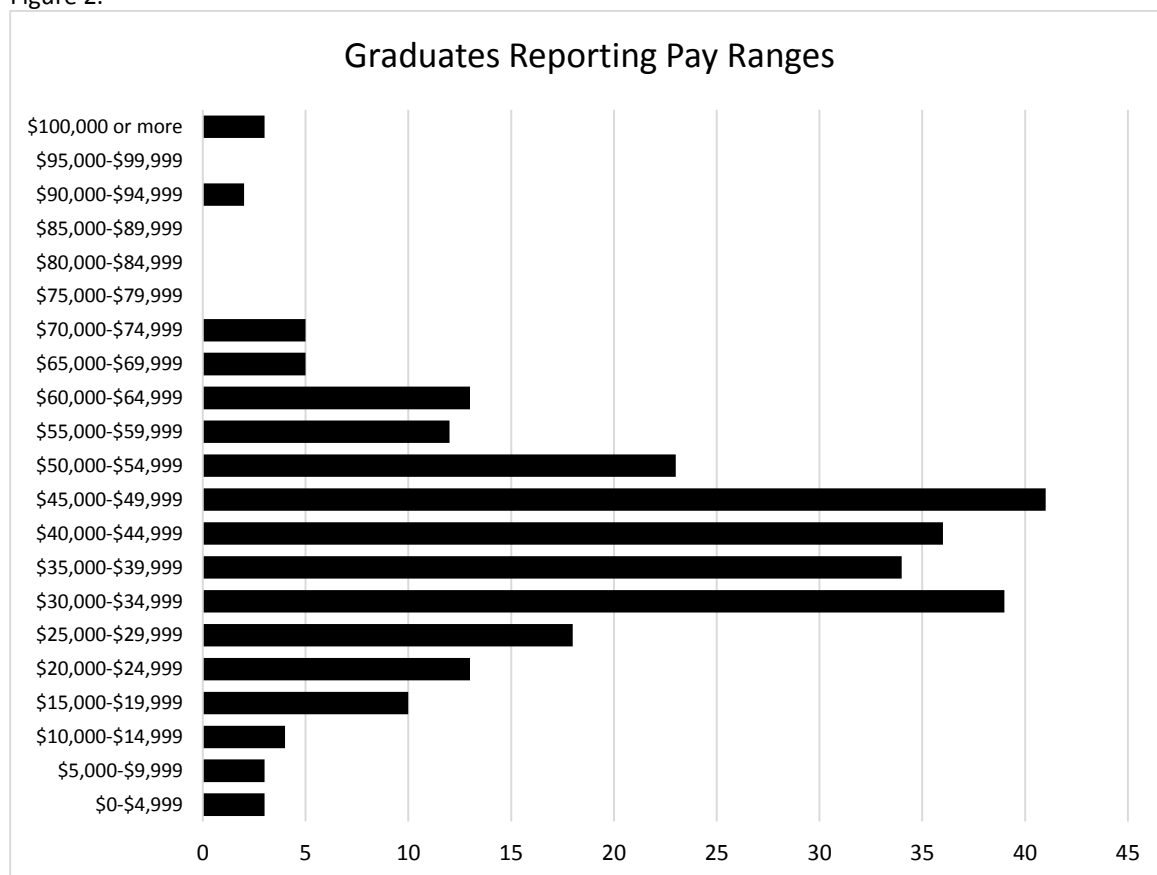


Figure 2.



ORGANIZATIONS EMPLOYING OSUIT 2014-2015 GRADUATES:

AAB Engineering	Downstream Casino & Resort
AAON, Inc.	Drakin
ACIS	Eastar
Aggreko	EDA
Air Assurance	Enable Midstream Partners
Air Comfort Solutions	Energy Transfer Company
Air Solutions Heating and Cooling	EnLink Midstream
All American	Exterran
Applied Controls Systems Integration	Federal Aviation Administration
Atlas Pipeline	FlightSafety International
Barnett Heating and Cooling	Flintco, LLC
Best Buy	Foley Equipment
Big Five Community Services, Inc.	G.W. VanKeppel
Bistro at Seville	Gallatin Truck and Tractor
Bob Moore Dodge	G-C Partners, LLC
Brakefield Equipment	GDIT
Briggs Dodge	Glenn Polk
Bristow Public Schools	Google, Inc.
Brooks Industries	Gordon Electric
Brothers & Company	H&E Equipment Services
Buck Wilson Frame & Body	Harden & Associates
Butler & Cook	Herb's Paint & Body
CEC Infrastructure Solutions	Hinton Refrigeration Company
Cedar Ridge Country Club	Holloway Updike & Bellen
Cherokee Nation- Hastings Hospital Tahlequah	Hope Photography
City of Cushing	Hoxie Imp
Coal Roller Diesel Performance	HP
Coleman Equipment	Fowler Dodge
Compass Compression	IBEW
Conoco Phillips	IBM
CP Kelco	Ike's Downtown Eatery and Pub
Cripple Creek Construction, LLC	Innovative Air
Crossland Construction Company	INTEGRIS Health
Crown Auto World	International Custom Controls
Custom Compression Systems	Intertek
DCP Midstream	J. A. Riggs Tractor Company
Defense Information Systems Agency (DISA)	Jameson's Pub & Grill
Dell	Jamie Hafner Visuals
Derr Equipment	Jimmy Jones Electric
Devon Energy	Juniper Restaurant & Martini Lounge
Dining Services at St. Gregory's University	J-W Power Company
Doan's Machine Shop, LLC	KAMO Power
Doug Gray CDJ	Kinder Morgan, Inc.

11/9/2015 3:55 PM

C:\Users\cemille\Desktop\GEI\GEI 2014-2015\GEI 2015 summary v3 public.docx

Kirby-Smith Machinery, Inc.	Phillips 66
Koch Pipeline Company	PSO
Landers McLarty	QPS engineering
Landmark Dodge Chrysler Jeep	Quality Implement Company
Lee C. Moore	RDS Manufacturing
Linde Process Plants	Reasor's
Lone Star Autoplex	Red Lobster
Luckinbill, Inc.	Redhed Designs
Maxxwell's Restaurant	Redlands Community College
McAlester Regional Health Center	Riggs CAT
Mercedes Benz of Oklahoma City	Roland Machinery
MHC Kenworth	Rose State College
Mi Cocina	RTS Enterprises, Inc.
Michael V's	Sequoyah State Lodge
MidCon	Sewell Mechanical
MidCon Compression	Sherwood Construction
Midtown Electric	Siemens
Morse Electric, Inc.	Sowder Heat & Air
Mount Magazine State Park	Speciality Prosthetics and Orthotics of Tulsa
Muscogee (Creek) Nation - Office of Public Gaming	Spectrio
Muscogee Creek Nation	St. John
Muskogee Creek Nation Hospital	Stone Blade
Mustang CAT	Summit ESP
Natural Gas Compression Systems Inc.	Tall Grass Prairie Table
Office of Management and Enterprise Services	Techni-Dynamics
OG&E	Texarkana College
Oil Capital Electric	The Ross Group
Oklahoma Historical Society	Third Generation Electric, Inc.
Oklahoma Networking Experts (ONX Inc.)	True Digital Security, Inc.
Oklahoma State University	Tulsa Renaissance Hotel and Convention Center
Oklahoma Turnpike Authority	Tulsa RV Ranch
Olathe Dodge	Tulsa RV Ranch-Silverado Steakhouse
ONCOR	Unified Brands
ONEOK	Union High School
ONEOK Field Services	VAST
ONEOK Partners	Verdigris Valley Electrical Cooperative
Össur	Veterans Hospital
OSU Stillwater	Walgreens
OSUIT	Wallace Engineering
P&K Equipment	Warren CAT
Paccar Winch	Western Farmers
Patterson	Williams Company
People's Electric Cooperative	Win-Sons Pole Line Construction
Phillips 360	Wylie Implement

SURVEY SCALES

Four scales were used to determine levels of satisfaction among graduating students in areas of *Academics*, *Campus Services*, *Student Services*, and *Overall Satisfaction*; all were administered with a five-point scale ranging from 1 = *Very Dissatisfied* to 5 = *Very Satisfied* or 1 = *Strongly Disagree* to 5 = *Strongly Agree*. Also included was a scale on *Student Life Activities* to examine student engagement in sponsored non-academic activities. Unlike the other scales which report average scaled responses, the Student Life Engagement scale is characterized by a frequency distribution summarizing the accumulation of endorsements representing participation in the activities listed. Three summary items were included in the *Overall Satisfaction* scale; these items are common in many instruments measuring satisfaction.

Satisfaction with Academic Program. Graduating students reported increased satisfaction in all facets of their academic programs (figure 3) with the exception of the campus clubs or organizations associated with their majors (slight decrease from previous year) and satisfaction with instructors in general education courses (no change from previous year).

Satisfaction with Campus Services. Increased satisfaction was reported with regard to the C-Store at Wilson Commons, the campus childcare center, and the campus post office; decreases in satisfaction were reported for the cafeteria, campus housing, parking, and campus security from the previous year (see figure 4).

Satisfaction with Student Services. Most of the Student Services areas showed increases in satisfaction (Admissions, the Assessment Center, Library Services, and the Registrar's Office) with exception of the Lasso Center (tutoring). Satisfaction with Student Financial Services and the Bursar's Office remained relatively steady from the previous year (see figure 5).

Extracurricular Activities. Slight increases in participation were shown for extracurricular activities on campus except for participation in campus clubs and organizations (see figure 6).

General Feedback. Building contacts with industry professionals improved slightly over the previous year, but graduates were slightly less satisfied with the amount of hands-on experience they received on campus, and the acquisition of skills in their chosen career fields. Educational goal achievement and exposure to diverse populations remained relatively unchanged from the previous year (see figure 7).

Summary Items. There was little or no change in the summary items from the previous year (see figure 8). Graduating students reportedly would choose to attend OSUIT again given the opportunity (4.11 out of 5); they have or would recommend OSUIT to their family and friends (4.19 out of 5); and, they are satisfied with the overall result of their time at this institution (4.22 out of 5).

Following are tabled and graphic results for each of the five scales. Graphs compare results for the current year (academic year 2014-2015) compared with results from last year (academic year 2013-2014).

Table 3.

SATISFACTION WITH ACADEMIC PROGRAM (2014-2015 academic year)															
Q1. Please indicate your satisfaction with your Academic Program at OSUIT.															
		1		2		3		4		5		Did not answer	Total	Weighted Score	
		Very Dissatisfied		Somewhat Dissatisfied		Neutral		Somewhat Satisfied		Very Satisfied					
(a)	Professionalism of instructors	3	0.61%	11	2.24%	52	10.57%	147	29.88%	265	53.86%	14	2.85%	492	4.38
(b)	Quality of instructors' communication with students	8	1.63%	14	2.85%	63	12.80%	152	30.89%	238	48.37%	17	3.46%	492	4.26
(c)	Quality of instructors in General Education (ex., math, writing, history courses)	5	1.02%	14	2.85%	83	16.87%	170	34.55%	203	41.26%	17	3.46%	492	4.16
(d)	Quality of instructors in my major program of study	6	1.22%	13	2.64%	43	8.74%	133	27.03%	279	56.71%	18	3.66%	492	4.41
(e)	Advisement I received on my degree requirements	6	1.22%	16	3.25%	49	9.96%	123	25.00%	281	57.11%	17	3.46%	492	4.38
(f)	Advisement I received on career matters	7	1.42%	19	3.86%	86	17.48%	131	26.63%	232	47.15%	17	3.46%	492	4.18
(g)	Opportunities for practical experience in my chosen career field	9	1.83%	21	4.27%	64	13.01%	137	27.85%	245	49.80%	16	3.25%	492	4.24
(h)	Student organization associated with my program	10	2.03%	18	3.66%	151	30.69%	118	23.98%	178	36.18%	17	3.46%	492	3.92

Figure 3.

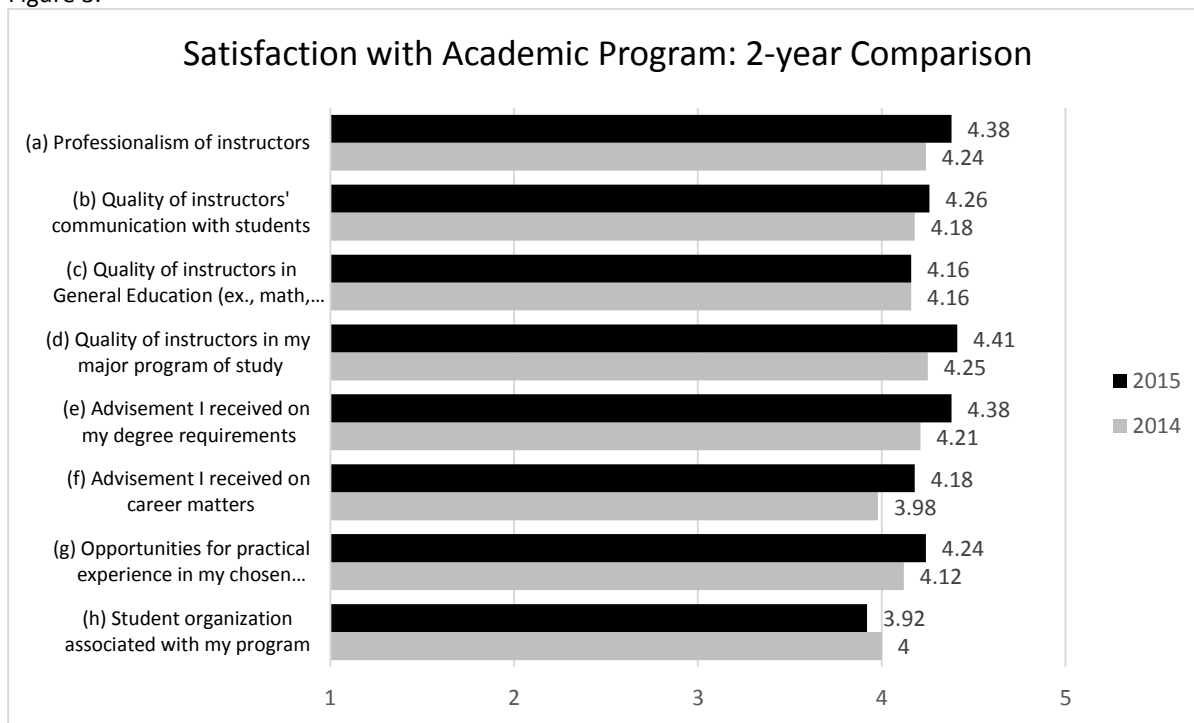


Table 4.

SATISFACTION WITH CAMPUS SERVICES (2014-2015 academic year)																	
Q2. Please indicate your satisfaction with Campus Services at OSUIT.																	
		1 Very Dissatisfied		2 Somewhat Dissatisfied		3 Neutral		4 Somewhat Satisfied		5 Very Satisfied		N/A		Did not answer		Total	Weighted Score
(a)	Bookstore	22	4.47%	22	4.47%	83	16.87%	127	25.81%	191	38.82%	32	6.50%	15	3.05%	492	4.00
(b)	C-Store at Wilson Commons	8	1.63%	9	1.83%	72	14.63%	91	18.50%	146	29.67%	147	29.88%	19	3.86%	492	4.10
(c)	Cafeteria	32	6.50%	33	6.71%	94	19.11%	86	17.48%	120	24.39%	111	22.56%	16	3.25%	492	3.63
(d)	Campus Housing	33	6.71%	29	5.89%	96	19.51%	69	14.02%	53	10.77%	195	39.63%	17	3.46%	492	3.29
(e)	Child Care Center	6	1.22%	7	1.42%	64	13.01%	19	3.86%	39	7.93%	338	68.70%	19	3.86%	492	3.58
(f)	Copy Center	6	1.22%	6	1.22%	84	17.07%	54	10.98%	72	14.63%	252	51.22%	18	3.66%	492	3.81
(g)	Covelle Hall - Wellness Center	5	1.02%	12	2.44%	75	15.24%	90	18.29%	147	29.88%	146	29.67%	17	3.46%	492	4.10
(h)	Health Center/Infirmary	7	1.42%	6	1.22%	82	16.67%	49	9.96%	83	16.87%	247	50.20%	18	3.66%	492	3.86
(i)	Parking	80	16.26%	64	13.01%	107	21.75%	86	17.48%	111	22.56%	27	5.49%	17	3.46%	492	3.19
(j)	Post Office	4	0.81%	4	0.81%	78	15.85%	53	10.77%	97	19.72%	237	48.17%	19	3.86%	492	4.00
(k)	Campus Security	46	9.35%	25	5.08%	93	18.90%	81	16.46%	124	25.20%	104	21.14%	19	3.86%	492	3.57

Figure 4.

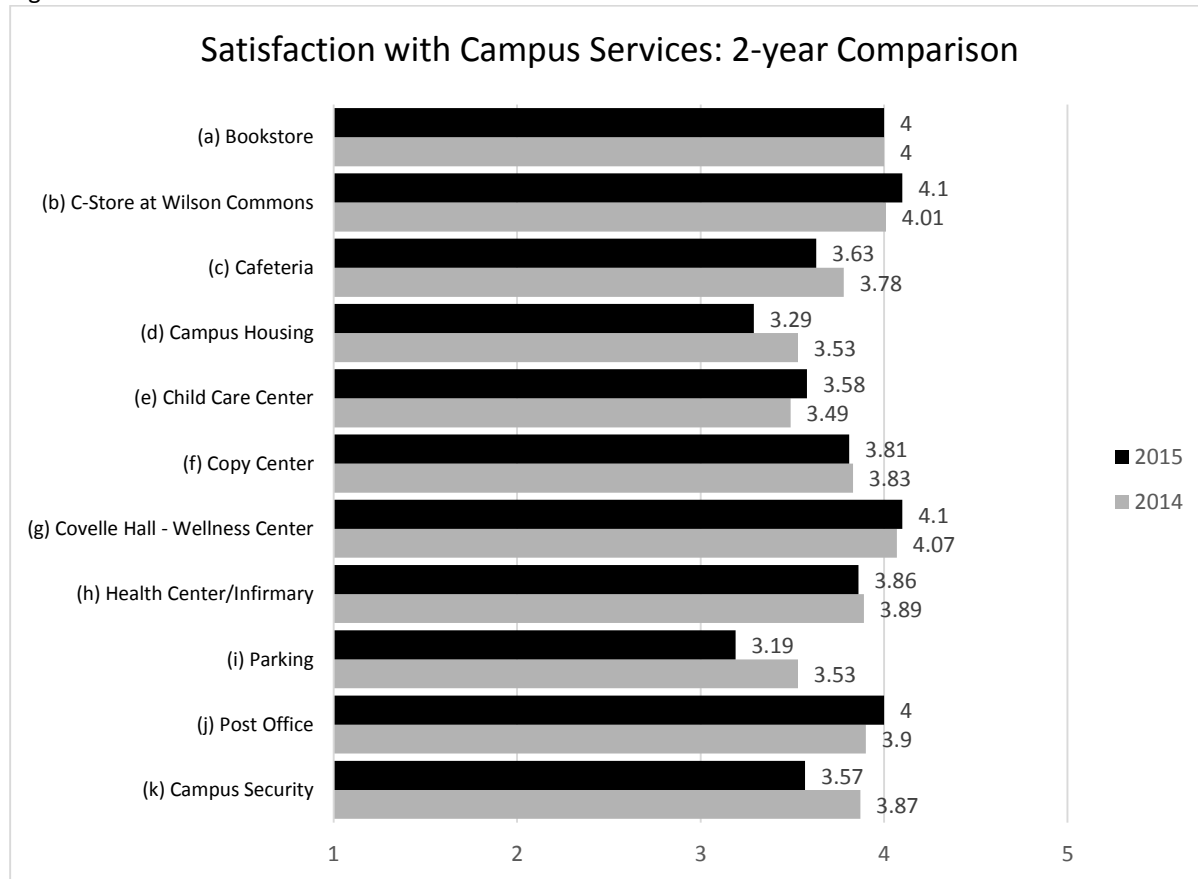


Table 5.

SATISFACTION WITH STUDENT SERVICES (2014-2015 academic year)																	
Q3. Please indicate your satisfaction with the Student Services department at OSUIT.																	
		1 Very Dissatisfied		2 Somewhat Dissatisfied		3 Neutral		4 Somewhat Satisfied		5 Very Satisfied		N/A		Did not answer		Total	Weighted Score
(a)	Admissions/Recruitment	8	1.63%	14	2.85%	95	19.31%	129	26.22%	199	40.45%	28	5.69%	19	3.86%		
(b)	Assessment Center	6	1.22%	5	1.02%	92	18.70%	98	19.92%	166	33.74%	106	21.54%	19	3.86%	492	4.13
(c)	Bursar's Office	14	2.85%	9	1.83%	71	14.43%	127	25.81%	231	46.95%	20	4.07%	20	4.07%	492	4.22
(d)	Counseling Services	6	1.22%	4	0.81%	80	16.26%	62	12.60%	98	19.92%	218	44.31%	24	4.88%	492	3.97
(e)	LASSO Center (tutoring services)	10	2.03%	10	2.03%	71	14.43%	73	14.84%	137	27.85%	169	34.35%	22	4.47%	492	4.05
(f)	Library Services	3	0.61%	5	1.02%	67	13.62%	109	22.15%	189	38.41%	98	19.92%	21	4.27%	492	4.28
(g)	Registrar's Office/Enrollment	7	1.42%	9	1.83%	82	16.67%	120	24.39%	201	40.85%	54	10.98%	19	3.86%	492	4.19
(h)	Student Financial Services	22	4.47%	17	3.46%	79	16.06%	110	22.36%	194	39.43%	49	9.96%	21	4.27%	492	4.04

Figure 5.

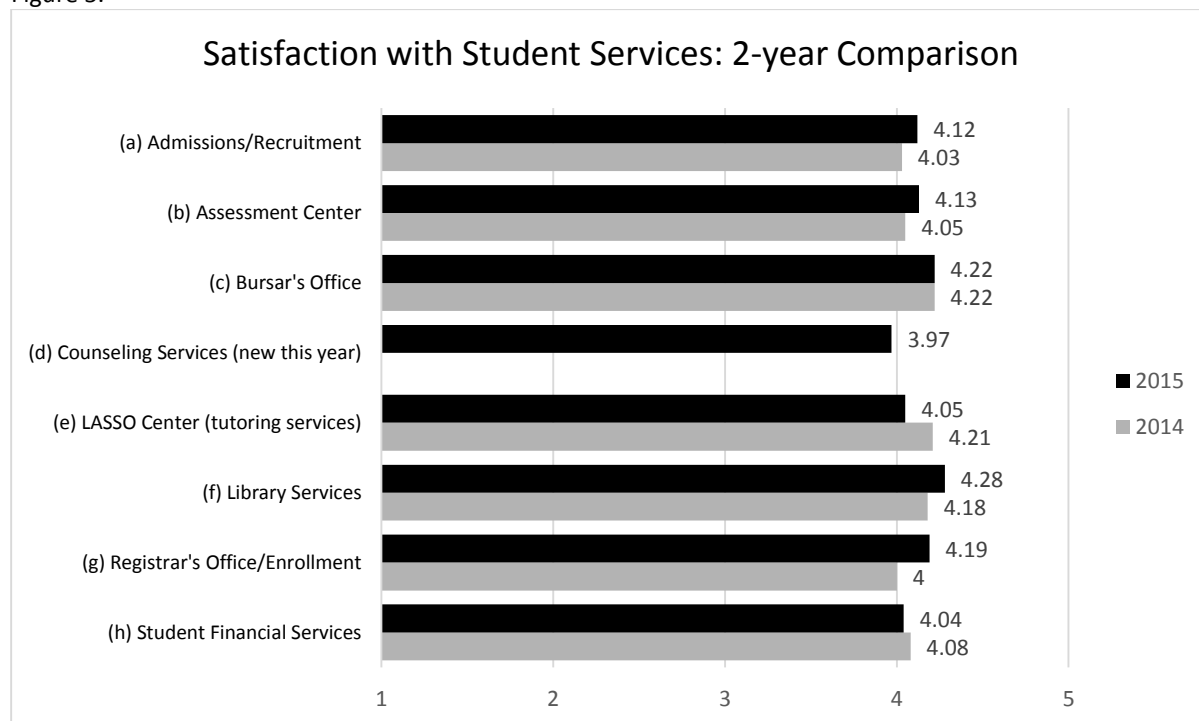


Table 6.

EXTRACURRICULAR ACTIVITIES (2014-2015 academic year)															
Q4. How often did you participate in these extracurricular activities?															
		1 - Never		2 - Seldom		3 - Occasionally		4 - Frequently		5 - Always		Did not answer		Total	Weighted Score
(a)	Free Food Events (Welcome Back Lunch, Moonlight Breakfast, etc.)	211	42.89%	33	6.71%	116	23.58%	61	12.40%	54	10.98%	17	3.46%	492	2.40
(b)	Intramural Sports	305	61.99%	31	6.30%	64	13.01%	32	6.50%	39	7.93%	21	4.27%	492	1.87
(c)	Seasonal Festivals (CarniFall, SpringFest, etc.)	231	46.95%	58	11.79%	91	18.50%	53	10.77%	41	8.33%	18	3.66%	492	2.19
(d)	Student Clubs (all clubs including SGA/Student Senate and Phi Theta Kappa)	254	51.63%	42	8.54%	67	13.62%	56	11.38%	55	11.18%	18	3.66%	492	2.19
(e)	Student Life sponsored free activities (Free Movie Night, Free Massages, etc.)	236	47.97%	41	8.33%	111	22.56%	53	10.77%	33	6.71%	18	3.66%	492	2.17

Figure 6.

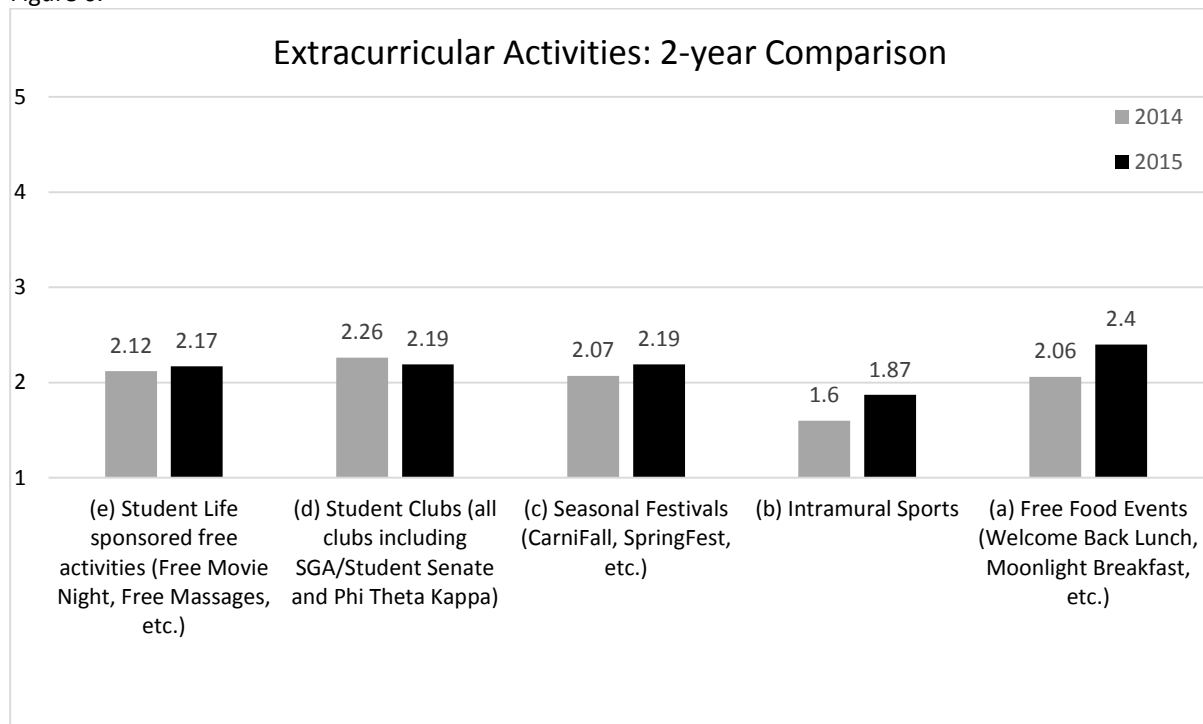


Table 7.

GENERAL FEEDBACK (2014-2015 academic year)															
Q5. Please indicate the extent to which you agree with the following statements.															
		1 Strongly Disagree		2 Somewhat Disagree		3 Neutral		4 Somewhat Agree		5 Strongly Agree		Did not answer		Total	Weighted Score
(a)	OSUIT helped me gain the proper skills needed for my chosen career.	6	1.22%	19	3.86%	80	16.26%	144	29.27%	227	46.14%	16	3.25%	492	4.19
(b)	OSUIT provided opportunities for hands-on experience in my chosen career field.	15	3.05%	25	5.08%	78	15.85%	124	25.20%	233	47.36%	17	3.46%	492	4.13
(c)	OSUIT helped me build contacts with industry professionals.	28	5.69%	32	6.50%	102	20.73%	126	25.61%	188	38.21%	16	3.25%	492	3.87
(d)	OSUIT helped prepare me to interact with people from diverse backgrounds.	18	3.66%	24	4.88%	102	20.73%	140	28.46%	192	39.02%	16	3.25%	492	3.97
(e)	OSUIT helped me achieve my educational goals.	9	1.83%	14	2.85%	57	11.59%	153	31.10%	242	49.19%	17	3.46%	492	4.27

Figure 7.

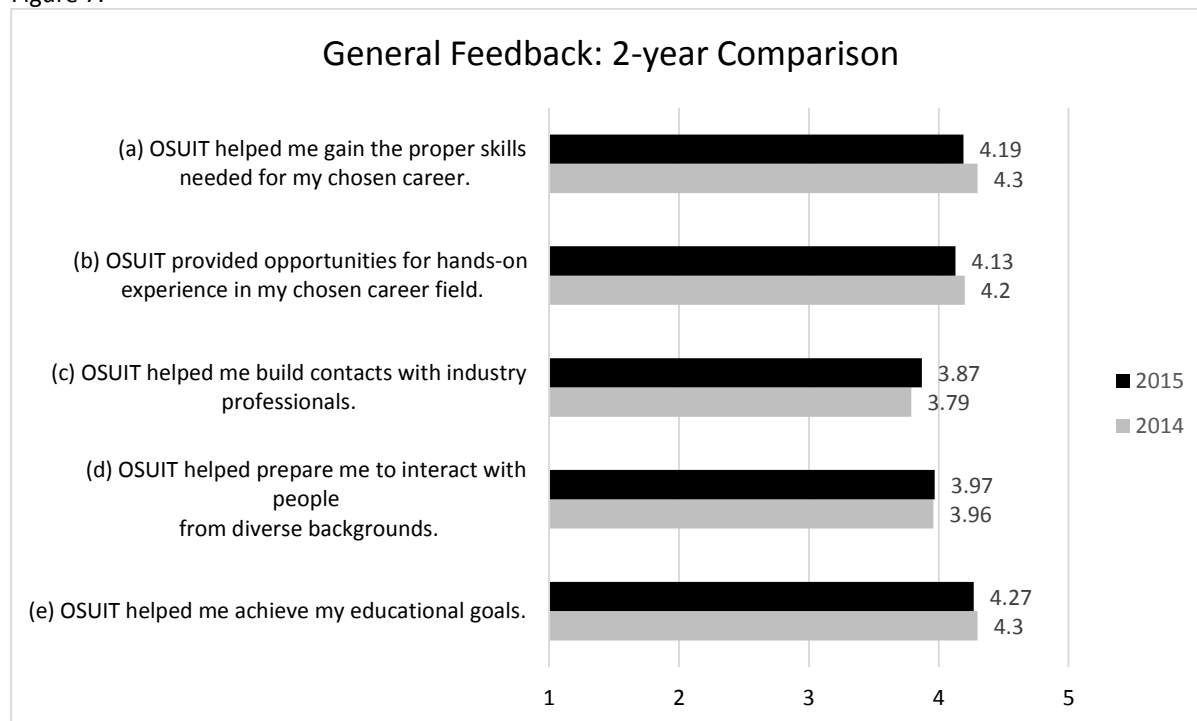
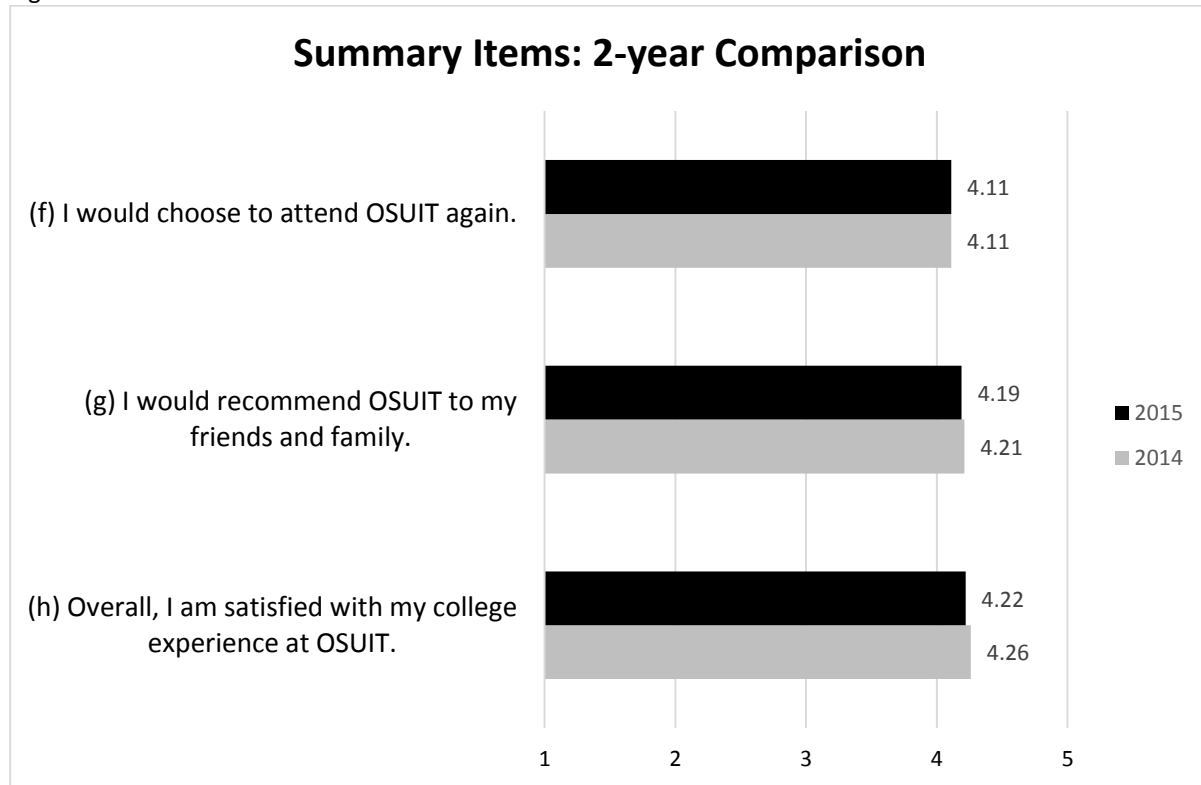


Table 8.

Summary Items (2014-2015 academic year)															
Q5. Please indicate the extent to which you agree with the following statements.															
		1 Strongly Disagree		2 Somewhat Disagree		3 Neutral		4 Somewhat Agree		5 Strongly Agree		Did not answer		Total	Weighted Score
(f)	I would choose to attend OSUIT again.	32	6.50%	20	4.07%	59	11.99%	119	24.19%	245	49.80%	17	3.46%	492	4.11
(g)	I would recommend OSUIT to my friends and family.	27	5.49%	14	2.85%	57	11.59%	119	24.19%	258	52.44%	17	3.46%	492	4.19
(h)	Overall, I am satisfied with my college experience at OSUIT.	14	2.85%	20	4.07%	58	11.79%	137	27.85%	245	49.80%	18	3.66%	492	4.22

Figure 8.



APPENDIX A:
Graduate Exit Interview Form:
Includes Graduate Feedback Form items



page 1

Congratulations on earning your (Insert Academic Division Here) degree! What are your next steps? Confidentiality Statement: We request data to verify your identification and to update your personal information. Please note that your responses are confidential and that any data summaries made available under the Freedom of Information Act will not include any personally identifiable information.

page 2

1. DEMOGRAPHICS:

(a) Gender (Select one option)

- Male
 Female

(b) Date of Birth

_ / _ / __ [mm/dd/yyyy]

(c) CWID

(d) First Name

(e) Middle Name/Initial

(f) Last Name

(g)	Address 1
	_____ _____
(h)	Address 2
	_____ _____
(i)	City/Town
	_____ _____
(j)	State/Province
	_____ _____
(k)	Zip/Postal Code
	_____ _____
(l)	Country
(m)	Primary Phone
	_____ _____
(n)	Secondary Phone
	_____ _____
(o)	Reliable Email Address
	_____ _____
2. Additional Contact Information (optional)	
(a)	Telephone
	_____ _____
(b)	Email Address
	_____ _____

3. DEGREE INFORMATION: Which program(s) are you graduating from currently? (Mark each)

- Arts & Sciences - Allied Health Science (general education)
- Arts & Sciences - Business
- Arts & Sciences - Enterprise Development, Business Administration
- Arts & Sciences - Enterprise Development, General Studies
- Arts & Sciences - Gaming
- Arts & Sciences - Office Information Systems
- Arts & Sciences - Pre-Education (elementary)
- Arts & Sciences - Pre-Education (secondary)
- Automotive Collision Repair
- Automotive Service Technology - Ford ASSET
- Automotive Service Technology - GM ASEP
- Automotive Service Technology - MOPAR CAP
- Automotive Service Technology - PRO -TECH
- Automotive Service Technology - Toyota T -TEN
- Construction Technology - Air Conditioning & Refrigeration
- Construction Technology - Construction Management
- Construction Technology - Electrical
- Construction Technology - High Voltage Lineman
- Construction Technology - Plumbing
- Construction Technology - Welding
- Culinary Arts
- Diesel & Heavy Equipment - Aggreko SelecTech
- Diesel & Heavy Equipment - CAT Dealer Prep
- Diesel & Heavy Equipment - Komatsu
- Diesel & Heavy Equipment - MHC Kenworth Truck Technology
- Diesel & Heavy Equipment - Natural Gas Compression

- Diesel & Heavy Equipment - Southwestern Association Industrial & Farm Equipment
- Engineering Technology - Civil Engineering (BT)
- Engineering Technology - Civil Engineering/Surveying (AAS)
- Engineering Technology - Electrical/Electronics (AAS)
- Engineering Technology - Instrumentation (AAS)
- Engineering Technology - Engineering Graphics & Design Drafting
- Engineering Technology - Instrumentation Engineering (BT)
- Engineering Technology - Manufacturing Technology
- Engineering Technology - Pipeline Integrity Technology
- Engineering Technology - Power Plant Technology
- Information Technologies (AAS)
- Information Technologies (AS)
- Information Technologies - Information Assurance and Forensics Option (BT)
- Information Technologies - IT Enterprise Management Option (BT)
- Information Technologies - Network Infrastructure Option (BT)
- Information Technologies - Software Development Option (BT)
- Nursing & Health Sciences - Nursing (AAS)
- Nursing & Health Sciences - Orthotics & Prosthetics Technology
- Visual Communication - 3D Modeling & Animation
- Visual Communication - Graphic Design Technology
- Visual Communication - Multimedia Technology
- Visual Communication - Photography
- Watchmaking & Microtechnology
- Other (please specify) _____

4. Please mark your current graduation month and year.
(Select one option)

- August 22, 2014 (summer)
- December 12, 2014 (fall)
- April 24, 2015 (spring)

5. Placement: Please indicate your immediate plans (Mark one best answer). (Select one option)

- I have or expect employment in my field of study or a related field Go to Page No. 5
- I have or expect employment in an unrelated field Go to Page No. 5
- I am or expect to be self-employed in a related field Go to Page No. 5
- I am or expect to be self-employed, but in an unrelated field Go to Page No. 5
- I am continuing my education at OSUIT Go to Page No. 9
- I am transferring to another college or university Go to Page No. 6
- I am or will be serving in the Armed Forces Go to Page No. 7
- I am not seeking employment at this time Go to Page No. 8
- Other (please specify) _____ Go to Page No. 9

If Did Not Answer Then
Go to Page No. 5

6. Please list organizations you have interviewed with:

(a) Enter #1:

(b) Enter #2:

(c) Enter #3:

(d) Enter #4:

(e) Enter #5:

(f) Enter #6:

7. Job Offer #1:	
(a) Company/Organization	_____

(b) City	_____

(c) State (Select one option)	_____

(d) Zip	_____

(e) Annual salary offered:	_____

8. Job Offer #2:	
(a) Company/Organization	_____

(b) City	_____

(c) State (Select one option)	_____

(d) Zip	_____

(e) Annual salary offered:	_____

9. Job Offer #3:	
(a)	Company/Organization

(b)	City

(c)	State (Select one option)

(d)	Zip

(e)	Annual salary offered:

page 5
10. Your Job Title:

<p>REMINDER: OSUIT will keep the following information strictly confidential. Results will be reported only in aggregate.</p>
If 11(a) is not Answered, then Go to Page No. 9
11. EMPLOYMENT AFTER GRADUATION:
(a) Company Name

Go to Page No. 9
(b) Street 1

(c) Street 2

(d) City

	_____ _____
(e) State (Select one option)	
(f) Zip	
	_____ _____
(g) Telephone	
	_____ _____
(h) Extension	
	_____ _____
(i) Fax	
	_____ _____
12. Your Supervisor:	
(a) First Name	
	_____ _____
(b) Last Name	
	_____ _____
(c) Job Title	
	_____ _____
(d) Telephone	
	_____ _____
(e) Extension	
	_____ _____
(f) Email Address	
	_____ _____

13. What is your expected or current starting salary? (BASE PAY ONLY: Do not include overtime, benefits, or internship pay) (Select one option)

- \$0-\$4,999
- \$5,000-\$9,999
- \$10,000-\$14,999
- \$15,000-\$19,999
- \$20,000-\$24,999
- \$25,000-\$29,999
- \$30,000-\$34,999
- \$35,000-\$39,999
- \$40,000-\$44,999
- \$45,000-\$49,999
- \$50,000-\$54,999
- \$55,000-\$59,999
- \$60,000-\$64,999
- \$65,000-\$69,999
- \$70,000-\$74,999
- \$75,000-\$79,999
- \$80,000-\$84,999
- \$85,000-\$89,999
- \$90,000-\$94,999
- \$95,000-\$99,999
- \$100,000 or more

page 6

14. Which college/university do you plan to attend?

15. What degree(s) and program(s) do you plan to pursue?

Go to Page No. 9

If Did Not Answer Then Go to Page No. 9

page 7

16. Which branch of the military? (Select one option)

- Air Force Go to Page No. 9
- Army Go to Page No. 9
- Coast Guard Go to Page No. 9
- Marines Go to Page No. 9
- Navy Go to Page No. 9
- Other (please specify) _____ Go to Page No. 9

If Did Not Answer Then
Go to Page No. 9

page 8

17. Anything interesting or exciting, something you might like to share with us?

page 9

18. Is there anything else you would like us to know? Here's your chance...

page 10

Thank you for the update. Again, we congratulate you on your degree from OSUIT. If you have any questions or concerns about this or any survey administered through the OSUIT Office of Institutional Research, please feel free to contact us: (918) 293-5498 or iar@okstate.edu. Be sure to hit the "SUBMIT" button to record your information.



GRADUATE FEEDBACK FORM We value your opinion and appreciate your feedback. This survey should take about five minutes to complete. The results of this survey will be used by OSUIT administrators for accountability and accreditation purposes. **Confidentiality Statement:** Please note that your responses are **ANONYMOUS** unless you intentionally enter your name or other identifying information in a comment section. Data reports and summaries will not include any personally identifiable information.

SATISFACTION WITH ACADEMIC PROGRAM

1. Please indicate your satisfaction with your Academic Program at OSUIT.

	Very Dissatisfied 1	2	Neutral 3	4	Very Satisfied 5
(a) Professionalism of instructors (Select one option)	<input type="radio"/>	<input type="radio"/>	<input type="radio"/>	<input type="radio"/>	<input type="radio"/>
(b) Quality of instructors' communication with students (Select one option)	<input type="radio"/>	<input type="radio"/>	<input type="radio"/>	<input type="radio"/>	<input type="radio"/>
(c) Quality of instructors in General Education (ex., math, writing, history courses) (Select one option)	<input type="radio"/>	<input type="radio"/>	<input type="radio"/>	<input type="radio"/>	<input type="radio"/>
(d) Quality of instructors in my major program of study (Select one option)	<input type="radio"/>	<input type="radio"/>	<input type="radio"/>	<input type="radio"/>	<input type="radio"/>
(e) Advisement I received on my degree requirements (Select one option)	<input type="radio"/>	<input type="radio"/>	<input type="radio"/>	<input type="radio"/>	<input type="radio"/>
(f) Advisement I received on career matters (Select one option)	<input type="radio"/>	<input type="radio"/>	<input type="radio"/>	<input type="radio"/>	<input type="radio"/>
(g) Opportunities for practical experience in my chosen career field (Select one option)	<input type="radio"/>	<input type="radio"/>	<input type="radio"/>	<input type="radio"/>	<input type="radio"/>

(f) Library Services (Select one option)	<input type="radio"/>	<input type="radio"/>	<input type="radio"/>	<input type="radio"/>	<input type="radio"/>	<input type="radio"/>
(g) Registrar's Office/Enrollment (Select one option)	<input type="radio"/>	<input type="radio"/>	<input type="radio"/>	<input type="radio"/>	<input type="radio"/>	<input type="radio"/>
(h) Student Financial Services (Select one option)	<input type="radio"/>	<input type="radio"/>	<input type="radio"/>	<input type="radio"/>	<input type="radio"/>	<input type="radio"/>

EXTRACURRICULAR ACTIVITES

4. How often did you participate in these extracurricular activities?						
	Never		Occasionally		Always	
	1	2	3	4	5	
(a) Free Food Events (Welcome Back Lunch, Moonlight Breakfast, etc.) (Select one option)	<input type="radio"/>	<input type="radio"/>	<input type="radio"/>	<input type="radio"/>	<input type="radio"/>	
(b) Intramural Sports (Select one option)	<input type="radio"/>	<input type="radio"/>	<input type="radio"/>	<input type="radio"/>	<input type="radio"/>	
(c) Seasonal Festivals (CarniFall, SpringFest, etc.) (Select one option)	<input type="radio"/>	<input type="radio"/>	<input type="radio"/>	<input type="radio"/>	<input type="radio"/>	
(d) Student Clubs (all clubs including SGA/Student Senate and Phi Theta Kappa) (Select one option)	<input type="radio"/>	<input type="radio"/>	<input type="radio"/>	<input type="radio"/>	<input type="radio"/>	
(e) Student Life sponsored free activities (Free Movie Night, Free Massages, etc.) (Select one option)	<input type="radio"/>	<input type="radio"/>	<input type="radio"/>	<input type="radio"/>	<input type="radio"/>	

GENERAL FEEDBACK

If is not Answered, then Stop, you have finished the survey

5. Please indicate the extent to which you agree with the following statements.

	Strongly Disagree 1	2	Neutral 3	4	Strongly Agree 5
(a) OSUIT helped me gain the proper skills needed for my chosen career. (Select one option)	<input type="radio"/>	<input type="radio"/>	<input type="radio"/>	<input type="radio"/>	<input type="radio"/>
(b) OSUIT provided opportunities for hands-on experience in my chosen career field. (Select one option)	<input type="radio"/>	<input type="radio"/>	<input type="radio"/>	<input type="radio"/>	<input type="radio"/>
(c) OSUIT helped me build contacts with industry professionals. (Select one option)	<input type="radio"/>	<input type="radio"/>	<input type="radio"/>	<input type="radio"/>	<input type="radio"/>
(d) OSUIT helped prepare me to interact with people from diverse backgrounds. (Select one option)	<input type="radio"/>	<input type="radio"/>	<input type="radio"/>	<input type="radio"/>	<input type="radio"/>
(e) OSUIT helped me achieve my educational goals. (Select one option)	<input type="radio"/>	<input type="radio"/>	<input type="radio"/>	<input type="radio"/>	<input type="radio"/>
(f) I would choose to attend OSUIT again. (Select one option)	<input type="radio"/>	<input type="radio"/>	<input type="radio"/>	<input type="radio"/>	<input type="radio"/>
(g) I would recommend OSUIT to my friends and family. (Select one option)	<input type="radio"/>	<input type="radio"/>	<input type="radio"/>	<input type="radio"/>	<input type="radio"/>
(h) Overall, I am satisfied with my college experience at OSUIT. (Select one option)	<input type="radio"/>	<input type="radio"/>	<input type="radio"/>	<input type="radio"/>	<input type="radio"/>

6. Is there anything else you would like us to know? Here's your chance...

7. We would like to develop a library of testimonials for our marketing department to use in a variety of projects. You would be required to give your name; testimonials are not effective unless you are willing to go on record. By answering "Yes" below, you give us permission to use your statements in our marketing efforts. *NOTE: The Graduate Feedback Form you just completed will remain confidential.* Would you like to provide a testimonial? (Select one option)

Yes

Go to Page No. 4

No

Stop, you have finished the survey

If Did Not Answer

Then Stop, you have finished the survey

8. Thank you for your help. All responses up to this point will remain confidential. Add your personal testimonial below, and please include your name as you would want it published. Thank you for supporting OSUIT in this way. *We will not be able to use your comments without your name.*

APPENDIX B:
Placement Rates by Academic Division/School

