

## Graduation Rates 200 2015-16

Institution: Oklahoma State University Institute of Technology (207564)

User ID: P2075641


### Overview

#### Graduation Rates 200 Overview

Welcome to the IPEDS Graduation Rates 200 (GR200) survey component. The GR200 component is a further extension of the traditional Graduation Rates (GR) component which carries forward 100% and 150% graduation rates data previously reported in the GR component and requests information on any additional completers and exclusions from the cohort between 151% and 200% of normal time for students to complete all requirements of their program of study. This information is collected to assist institutions with complying with the requirements of the Higher Education Act, as amended.

#### Data Reporting Reminders

The reporting of data for the 200% completion period is not cumulative. Respondents are ONLY asked to report data for the time period between 151% and 200% of normal time to completion.

 When reporting award levels for sub-baccalaureate certificates, determine program length by the number of credit or contact hours, NOT the academic year length in parentheses. The academic year length is meant only to provide context.

#### Resources:

The survey materials package for this component can be downloaded using the following link: [Survey Materials](#)

To access your prior year data submission for this component: [Reported Data](#)

If you have questions about completing this survey, please contact the **IPEDS Help Desk at 1-877-225-2568**.


Institution: Oklahoma State University Institute of Technology (207564)


User ID: P2075641

**Completers within 200%**

For 4-year institutions, report on the 2007 cohort of full-time, first-time bachelor's or equivalent degree-seeking students.

Information for this cohort was originally reported by your institution in the 2013-14 IPEDS Graduation Rates survey component. The data on lines 1-5 are preloaded based on the information provided.

			Graduation rates
1	<u>Revised cohort</u>	345	
2	<u>Exclusions</u> within 150%	0	
3	<u>Adjusted cohort</u> 150%	345	
4	Number of students in the cohort who completed a <u>bachelor's degree</u> within 100% of <u>normal time to completion</u>	1	0
5	Number of students in the cohort who completed a <u>bachelor's degree</u> within 150% of <u>normal time to completion</u>	2	1
6	Additional <u>exclusions</u> (between 151% and 200% of normal time)	<input type="text" value="0"/>	
7	<u>Adjusted cohort</u> 200% (line 3 - line 6)	345	
8	Number of students in the cohort who completed a <u>bachelor's degree</u> between 151% and 200% of <u>normal time to completion</u>	 <input type="text" value="0"/>	
9	Still enrolled as of 200% of <u>normal time to completion</u>	<input type="text" value="1"/>	
10	Total completers within 200% of normal time (line 5 + line 8)	2	1

 You may use the space below to **provide context** for the data you've reported above. These context notes will be posted on the College Navigator website, and should be written to be understood by students and parents.

<
>

Institution: Oklahoma State University Institute of Technology (207564)    User ID: P2075641

## Summary

### 2015 IPEDS Graduation Rate 200% Component Data Summary

IPEDS collects important information regarding your institution. All data reported in IPEDS survey components become available in the IPEDS Data Center and appear as aggregated data in various Department of Education reports. Additionally, some of the reported data appears specifically for your institution through the College Navigator website and is included in your institution's Data Feedback Report (DFR). The purpose of this summary is to provide you an opportunity to view some of the data that, when accepted through the IPEDS quality control process, will appear on the College Navigator website and/or your DFR. College Navigator is updated approximately three months after the data collection period closes and Data Feedback Reports will be available through the [Data Center](#) and sent to your institution's CEO in November 2016.

Please review your data for accuracy. If you have questions about the data displayed below after reviewing the data reported on the survey screens, please contact the IPEDS Help Desk at: 1-877-225-2568 or [ipedshelp@rti.org](mailto:ipedshelp@rti.org).

<b>Bachelor's degree graduation rates within 4 years, 6 years, and 8 years – Cohort year 2007</b>	
4-year graduation rate	0%
6-year graduation rate	1%
8-year graduation rate	1%

Institution: Oklahoma State University Institute of Technology (207564)    User ID: P2075641  
 Edit Report

**Graduation Rates 200**

Oklahoma State University Institute of Technology (207564)

Source	Description	Severity	Resolved	Options
--------	-------------	----------	----------	---------

**Screen: Completers 200%**

Upload File	You indicated that you had no students who completed a bachelor's degree between September 1, 2013 and August 31, 2015 (line 8). Please correct your data or explain. (Error #2006)	Explanation	Yes	
Reason:	This is correct. We had no students complete a bachelor's degree during this time.			