

## Fall Enrollment 2013-14

Institution: Oklahoma State University Institute of Technology (207564)

User ID: P2075641

**Overview****Fall Enrollment Overview**

The Fall Enrollment component collects student enrollment counts by level of student, enrollment status, gender and race/ethnicity. In addition, first-time student retention rates and the student-to-faculty ratio are collected. Every other year data on residence of first-time undergraduates is required and in opposite years, enrollment by student age is required to be reported.

Institutions operating on a traditional academic year calendar (semester, trimester, quarter, or 4-1-4) report Fall enrollment as of the institution's official fall reporting date or October 15. Institutions operating on a calendar that differs by program or that enrolls students on a continuous basis (referred to as program reporters) report Fall enrollment as students enrolled any time during the period August 1 and October 31.

**Data Reporting Reminders:**

- Institutions must continue to report using the new race/ethnicity categories.
- Institutions must continue to use the new postbaccalaureate degree categories (eliminating the first-professional category and reclassifying those programs). All postbaccalaureate students are to be reported as graduate students for enrollment purposes, including any doctor's-professional practice students (formerly first-professional).
- Part B, Enrollment of students by age, is **required** this year.
- Part C, Residence of first-time degree/certificate-seeking undergraduates, is **optional** this year.

**Resources:**

To download the survey materials for this component: [Survey Materials](#)

To access your prior year data submission for this component: [Reported Data](#)

If you have questions about completing this survey, please contact the **IPEDS Help Desk at 1-877-225-2568**.

Institution: Oklahoma State University Institute of Technology (207564)

User ID: P2075641

**Part C Selection****Part C (Residence of First-Time Degree/Certificate-Seeking Undergraduates) is optional this year.****Do you wish to complete Part C this year?****If you select 'Yes', you will be expected to complete the Part C screens.****If you select 'No', you will skip Part C.**

<input checked="" type="radio"/>	Yes, I will complete Part C
<input type="radio"/>	No, I will not complete Part C

Institution: Oklahoma State University Institute of Technology (207564)

User ID: P2075641

**Part A - Fall Enrollment for Full-Time Undergraduate Students**Enrollment as of the institution's official fall reporting date or as of October 15, 2013**Full-time Undergraduate Students****Race/Ethnicity Reporting Reminder:**

- Report Hispanic/Latino individuals of any race as Hispanic/Latino
- Report race for non-Hispanic/Latino individuals only

Enrolled for <u>credit</u>	<u>Degree/certificate-seeking</u>			Total degree/certificate- seeking	Non-degree/ non- certificate- seeking	Total, full-time undergraduate students
	<u>First-time</u>	<u>Transfer- in</u>	Continuing			
<b>Men</b>						
<u>Nonresident alien</u>	10	0	13	23	2	25
<u>Hispanic/Latino</u>	29	0	56	85	3	88
<u>American Indian or Alaska Native</u>	73	0	168	241	9	250
<u>Asian</u>	5	0	7	12	0	12
<u>Black or African American</u>	18	0	36	54	2	56
<u>Native Hawaiian or Other Pacific Islander</u>	0	0	2	2	0	2
<u>White</u>	223	0	590	813	50	863
Two or more races	33	0	71	104	3	107
<u>Race and ethnicity unknown</u>	13	0	40	53	4	57
<b>Total men</b>	404	0	983	1,387	73	1,460
Total men prior year	<b>495</b>	<b>3</b>	<b>818</b>	<b>1,316</b>	<b>100</b>	<b>1,416</b>
<b>Women</b>						
<u>Nonresident alien</u>	1	0	2	3	1	4
<u>Hispanic/Latino</u>	10	0	18	28	3	31
<u>American Indian or Alaska Native</u>	37	1	146	184	12	196
<u>Asian</u>	1	0	4	5	0	5
<u>Black or African American</u>	12	0	36	48	1	49
<u>Native Hawaiian or Other Pacific Islander</u>	0	0	0	0	0	0
<u>White</u>	56	0	284	340	30	370
Two or more races	18	0	44	62	9	71


<u>Race and ethnicity unknown</u>	<input type="text" value="3"/>	<input type="text" value="0"/>	<input type="text" value="17"/>	20	<input type="text" value="1"/>	21
<b>Total women</b>	138	1	551	690	57	747
Total women prior year	<b>130</b>	<b>1</b>	<b>511</b>	<b>642</b>	<b>50</b>	<b>692</b>
<b>Grand total (men+women)</b>	542	1	1,534	2,077	130	2,207
Grand total (men+women) prior year	<b>625</b>	<b>4</b>	<b>1,329</b>	<b>1,958</b>	<b>150</b>	<b>2,108</b>



Institution: Oklahoma State University Institute of Technology (207564)

User ID: P2075641

**Part A - Fall Enrollment for Part-time Undergraduate Students**Enrollment as of the institution's official fall reporting date or as of October 15, 2013**Part-time Undergraduate Students****Race/Ethnicity Reporting Reminder:**

- Report Hispanic/Latino individuals of any race as Hispanic/Latino
- Report race for non-Hispanic/Latino individuals only

Enrolled for <u>credit</u>	<u>Degree/certificate-seeking</u>			Total degree/certificate-seeking	Non-degree/non-certificate-seeking	Total, part-time undergraduate students
	<u>First-time</u>	<u>Transfer-in</u>	Continuing			
<b>Men</b>						
<u>Nonresident alien</u>	<input type="text" value="4"/>	<input type="text" value="0"/>	<input type="text" value="1"/>	5	<input type="text" value="1"/>	6
<u>Hispanic/Latino</u>	<input type="text" value="16"/>	<input type="text" value="0"/>	<input type="text" value="10"/>	26	<input type="text" value="21"/>	47
<u>American Indian or Alaska Native</u>	<input type="text" value="42"/>	<input type="text" value="3"/>	<input type="text" value="40"/>	85	<input type="text" value="60"/>	145
<u>Asian</u>	<input type="text" value="5"/>	<input type="text" value="0"/>	<input type="text" value="2"/>	7	<input type="text" value="5"/>	12
<u>Black or African American</u>	<input type="text" value="20"/>	<input type="text" value="0"/>	<input type="text" value="11"/>	31	<input type="text" value="12"/>	43
<u>Native Hawaiian or Other Pacific Islander</u>	<input type="text" value="0"/>	<input type="text" value="0"/>	<input type="text" value="1"/>	1	<input type="text" value="1"/>	2
<u>White</u>	<input type="text" value="102"/>	<input type="text" value="3"/>	<input type="text" value="163"/>	268	<input type="text" value="259"/>	527
Two or more races	<input type="text" value="8"/>	<input type="text" value="0"/>	<input type="text" value="12"/>	20	<input type="text" value="20"/>	40
<u>Race and ethnicity unknown</u>	<input type="text" value="10"/>	<input type="text" value="0"/>	<input type="text" value="8"/>	18	<input type="text" value="34"/>	52
<b>Total men</b>	 207	6	248	461	413	874
Total men prior year	<b>37</b>	<b>0</b>	<b>508</b>	<b>545</b>	<b>477</b>	<b>1,022</b>
<b>Women</b>						
<u>Nonresident alien</u>	<input type="text" value="3"/>	<input type="text" value="0"/>	<input type="text" value="1"/>	4	<input type="text" value="0"/>	4
<u>Hispanic/Latino</u>	<input type="text" value="4"/>	<input type="text" value="0"/>	<input type="text" value="4"/>	8	<input type="text" value="11"/>	19
<u>American Indian or Alaska Native</u>	<input type="text" value="33"/>	<input type="text" value="1"/>	<input type="text" value="35"/>	69	<input type="text" value="48"/>	117
<u>Asian</u>	<input type="text" value="1"/>	<input type="text" value="0"/>	<input type="text" value="2"/>	3	<input type="text" value="1"/>	4
<u>Black or African American</u>	<input type="text" value="11"/>	<input type="text" value="1"/>	<input type="text" value="13"/>	25	<input type="text" value="13"/>	38
<u>Native Hawaiian or Other Pacific Islander</u>	<input type="text" value="0"/>	<input type="text" value="0"/>	<input type="text" value="0"/>	0	<input type="text" value="0"/>	0
<u>White</u>	<input type="text" value="77"/>	<input type="text" value="2"/>	<input type="text" value="89"/>	168	<input type="text" value="141"/>	309
Two or more races	<input type="text" value="6"/>	<input type="text" value="1"/>	<input type="text" value="15"/>	22	<input type="text" value="15"/>	37

<u>Race and ethnicity unknown</u>	<input type="text" value="1"/>	<input type="text" value="0"/>	<input type="text" value="3"/>	4	<input type="text" value="5"/>	9
<b>Total women</b>	 136	5	162	303	234	 537
Total women prior year	<b>23</b>	<b>2</b>	<b>389</b>	<b>414</b>	<b>392</b>	<b>806</b>
<b>Grand total (men+women)</b>	343	11	410	764	647	1,411
Grand total (men+women) prior year	<b>60</b>	<b>2</b>	<b>897</b>	<b>959</b>	<b>869</b>	<b>1,828</b>

Institution: Oklahoma State University Institute of Technology (207564)

User ID: P2075641

**Part A - Fall Enrollment by Distance Education Status**

Enrollment as of the institution's official fall reporting date or as of October 15, 2013

	<b>Undergraduate Students</b>	
	<u>Degree/Certificate Seeking</u>	Non-Degree/Certificate Seeking
<b>Enrolled exclusively in distance education courses</b>	208	46
<b>Enrolled in some but not all distance education courses</b>	529	55
<b>Not enrolled in any distance education courses</b>	2,104	676
<b>Total (all distance education statuses)</b>	2,841	777
Total (from prior part A screens) <i>NOTE: The total of all distance education statuses (above) must equal this total carried forward from the prior part A screens</i>	2,841	777

You may use the space below to **provide context** for the data you've reported above.

Institution: Oklahoma State University Institute of Technology (207564)

User ID: P2075641

**Part A - Fall Enrollment by Distance Education Status**

Of those students <i>exclusively</i> enrolled in distance education courses, report the number that are:		<u>Undergraduate Students</u>	
		<u>Degree/Certificate Seeking</u>	Non-Degree/Certificate Seeking
Located in	OK	<input type="text" value="194"/>	<input type="text" value="45"/>
Located in the U.S. but not in	OK	<input type="text" value="12"/>	<input type="text" value="1"/>
Located in the U.S. but state/jurisdiction unknown		<input type="text" value="2"/>	<input type="text" value="0"/>
Located outside the U.S.		<input type="text" value="0"/>	<input type="text" value="0"/>
Location unknown/unreported		0	0
Total students exclusively enrolled in distance education (from section above)		208	46



Institution: Oklahoma State University Institute of Technology (207564)

User ID: P2075641

**Part A - Fall Enrollment Summary**

<b>Fall Enrollment Summary</b>			
Students enrolled for credit	Total full-time students	Total part-time students	Grand total, all students
<b>Men</b>			
<u>Nonresident alien</u>	25	6	31
<u>Hispanic/Latino</u>	88	47	135
<u>American Indian or Alaska Native</u>	250	145	395
<u>Asian</u>	12	12	24
<u>Black or African American</u>	56	43	99
<u>Native Hawaiian or Other Pacific Islander</u>	2	2	4
<u>White</u>	863	527	1,390
Two or more races	107	40	147
<u>Race and ethnicity unknown</u>	57	52	109
<b>Total men</b>	1,460	874	2,334
<b>Women</b>			
<u>Nonresident alien</u>	4	4	8
<u>Hispanic/Latino</u>	31	19	50
<u>American Indian or Alaska Native</u>	196	117	313
<u>Asian</u>	5	4	9
<u>Black or African American</u>	49	38	87
<u>Native Hawaiian or Other Pacific Islander</u>	0	0	0
<u>White</u>	370	309	679
Two or more races	71	37	108
<u>Race and ethnicity unknown</u>	21	9	30
<b>Total women</b>	747	537	1,284
<b>Grand Total (men+women)</b>	2,207	1,411	3,618

Institution: Oklahoma State University Institute of Technology (207564)

User ID: P2075641

**Part B - Fall Enrollment by Age and Gender for Full-time Undergraduate Students**Enrollment as of the institution's official fall reporting date or as of October 15, 2013

Age	Full-time Undergraduate Students	
	Men	Women
Under 18	<input type="text" value="17"/>	<input type="text" value="14"/>
18-19	<input type="text" value="471"/>	<input type="text" value="184"/>
20-21	<input type="text" value="415"/>	<input type="text" value="164"/>
22-24	<input type="text" value="215"/>	<input type="text" value="105"/>
25-29	<input type="text" value="148"/>	<input type="text" value="87"/>
30-34	<input type="text" value="80"/>	<input type="text" value="67"/>
35-39	<input type="text" value="46"/>	<input type="text" value="55"/>
40-49	<input type="text" value="53"/>	<input type="text" value="47"/>
50-64	<input type="text" value="15"/>	<input type="text" value="23"/>
65 and over	<input type="text" value="0"/>	<input type="text" value="1"/>
Age unknown/unreported	0	0
Total full-time undergraduate students (from part A)	1,460	747

Institution: Oklahoma State University Institute of Technology (207564)

User ID: P2075641

**Part B - Fall Enrollment by Age and Gender for Part-time Undergraduate Students**Enrollment as of the institution's official fall reporting date or as of October 15, 2013

Age	Part-time Undergraduate Students	
	Men	Women
Under 18	230	142
18-19	213	81
20-21	73	43
22-24	81	48
25-29	85	56
30-34	57	52
35-39	46	37
40-49	48	42
50-64	36	31
65 and over	5	5
Age unknown/unreported	0	0
Total part-time undergraduate students (from part A)	874	537

Institution: Oklahoma State University Institute of Technology (207564)

User ID: P2075641

**Part C - Screening Question**

Did any of your first-time degree/certificate-seeking undergraduate students (reported in Part A) enroll within 12 months of graduating high school or receiving their GED?

- |                                  |   |
|----------------------------------|---|
| <input checked="" type="radio"/> | Yes, we have first-time students who enrolled within 12 months of their high school graduation.           |
| <input type="radio"/>            | No, we do not have any first-time students who enrolled within 12 months of their high school graduation. |

You may use the space below to **provide context** for the data you've reported above.

<div style="border: 1px solid gray; height: 100px; width: 100%;"></div>
---

Institution: Oklahoma State University Institute of Technology (207564)

User ID: P2075641

**Part C - Residence of First-time Undergraduates****NOTE: These data are optional this year.****Enrollment as of the institution's official fall reporting date or as of October 15, 2013**

State of <u>residence</u> when student was first admitted	FIPS Code	 Total <u>first-time</u> degree/certificate-seeking undergraduates (1)	Of students in column 1, those who enrolled <b>within 12 months</b> of high school graduation or receiving their GED (2)
Alabama	01	<input type="text" value="1"/>	<input type="text" value="1"/>
Alaska	02	<input type="text"/>	<input type="text"/>
Arizona	04	<input type="text" value="1"/>	<input type="text" value="0"/>
Arkansas	05	<input type="text" value="18"/>	<input type="text" value="12"/>
California	06	<input type="text" value="6"/>	<input type="text" value="4"/>
Colorado	08	<input type="text" value="2"/>	<input type="text" value="2"/>
Connecticut	09	<input type="text"/>	<input type="text"/>
Delaware	10	<input type="text" value="1"/>	<input type="text" value="1"/>
District of Columbia	11	<input type="text"/>	<input type="text"/>
Florida	12	<input type="text"/>	<input type="text"/>
Georgia	13	<input type="text"/>	<input type="text"/>
Hawaii	15	<input type="text"/>	<input type="text"/>
Idaho	16	<input type="text"/>	<input type="text"/>
Illinois	17	<input type="text" value="4"/>	<input type="text" value="3"/>
Indiana	18	<input type="text"/>	<input type="text"/>
Iowa	19	<input type="text"/>	<input type="text"/>
Kansas	20	<input type="text" value="13"/>	<input type="text" value="9"/>
Kentucky	21	<input type="text"/>	<input type="text"/>
Louisiana	22	<input type="text" value="4"/>	<input type="text" value="1"/>
Maine	23	<input type="text"/>	<input type="text"/>

Institution: Oklahoma State University Institute of Technology (207564)

User ID: P2075641

**Part C - Residence of First-time Undergraduates****NOTE: These data are optional this year.****Enrollment as of the institution's official fall reporting date or as of October 15, 2013**

State of <u>residence</u> when student was first admitted	FIPS Code	Total <u>first-time</u> degree/certificate-seeking undergraduates (1)	Of students in column 1, those who enrolled <b>within 12 months</b> of high school graduation or receiving their GED (2)
Maryland	24	<input type="text"/>	<input type="text"/>
Massachusetts	25	<input type="text"/>	<input type="text"/>
Michigan	26	<input type="text"/>	<input type="text"/>
Minnesota	27	<input type="text"/>	<input type="text"/>
Mississippi	28	<input type="text"/>	<input type="text"/>
Missouri	29	<input type="text" value="13"/>	<input type="text" value="12"/>
Montana	30	<input type="text"/>	<input type="text"/>
Nebraska	31	<input type="text"/>	<input type="text"/>
Nevada	32	<input type="text"/>	<input type="text"/>
New Hampshire	33	<input type="text"/>	<input type="text"/>
New Jersey	34	<input type="text" value="5"/>	<input type="text" value="4"/>
New Mexico	35	<input type="text" value="1"/>	<input type="text" value="1"/>
New York	36	<input type="text"/>	<input type="text"/>
North Carolina	37	<input type="text" value="2"/>	<input type="text" value="1"/>
North Dakota	38	<input type="text"/>	<input type="text"/>
Ohio	39	<input type="text"/>	<input type="text"/>
Oklahoma	40	<input type="text" value="752"/>	<input type="text" value="337"/>
Oregon	41	<input type="text"/>	<input type="text"/>
Pennsylvania	42	<input type="text"/>	<input type="text"/>
Rhode Island	44	<input type="text"/>	<input type="text"/>

Institution: Oklahoma State University Institute of Technology (207564)

User ID: P2075641

**Part C - Residence of First-time Undergraduates****NOTE: These data are optional this year.****Enrollment as of the institution's official fall reporting date or as of October 15, 2013**

State of <u>residence</u> when student was first admitted	FIPS Code	Total <u>first-time</u> degree/certificate-seeking undergraduates (1)	Of students in column 1, those who enrolled <b>within 12 months</b> of high school graduation or receiving their GED (2)
South Carolina	45	<input type="text"/>	<input type="text"/>
South Dakota	46	<input type="text" value="1"/>	<input type="text" value="1"/>
Tennessee	47	<input type="text" value="2"/>	<input type="text" value="2"/>
Texas	48	<input type="text" value="25"/>	<input type="text" value="20"/>
Utah	49	<input type="text"/>	<input type="text"/>
Vermont	50	<input type="text"/>	<input type="text"/>
Virginia	51	<input type="text" value="1"/>	<input type="text" value="1"/>
Washington	53	<input type="text"/>	<input type="text"/>
West Virginia	54	<input type="text"/>	<input type="text"/>
Wisconsin	55	<input type="text"/>	<input type="text"/>
Wyoming	56	<input type="text" value="1"/>	<input type="text" value="0"/>
<u>State Unknown</u>	57	<input type="text" value="16"/>	<input type="text" value="6"/>
American Samoa	60	<input type="text"/>	<input type="text"/>
Federated States of Micronesia	64	<input type="text"/>	<input type="text"/>
Guam	66	<input type="text"/>	<input type="text"/>
Marshall Islands	68	<input type="text"/>	<input type="text"/>
Northern Marianas	69	<input type="text"/>	<input type="text"/>
Palau	70	<input type="text"/>	<input type="text"/>
Puerto Rico	72	<input type="text"/>	<input type="text"/>
Virgin Islands	78	<input type="text"/>	<input type="text"/>
Foreign Countries	90	<input type="text" value="16"/>	<input type="text" value="5"/>
Residence unknown/unreported	98	0	
Total first-time degree/certificate-seeking undergraduates (from Part A)		885	423

**You may use the space below to provide context for the data you've reported above.**

--



Institution: Oklahoma State University Institute of Technology (207564)

User ID: P2075641

**Part D - Total Undergraduate Entering Class**

<b>Total Undergraduate Entering Class, Fall 2013</b>		
D1	Total full-time, first-time degree/certificate-seeking <u>undergraduates</u> from Part A (GR <u>cohort</u> )	542
D2	Total <u>first-time</u> degree/certificate-seeking undergraduates (full-time + part-time) from Part A	885
D3	Total <u>transfer-in</u> degree/certificate-seeking undergraduates (full-time + part-time) from Part A	12
D4	Total <u>non-degree/certificate-seeking</u> undergraduates (full-time + part-time) from Part A	777
D5	Of the total non-degree/certificate-seeking undergraduates displayed on line D4, <b>the number that are new to the institution in Fall 2013</b>	498
D6	Total <u>entering students</u> at the undergraduate level <b>Note:</b> This is calculated as first-time students (line D2) + students transferring to the institution (line D3) + non-degree/certificate-seeking undergraduates entering in Fall 2013 (line D5).	1,395
D7	Percentage of undergraduate entering class represented by your GR <u>cohort</u> (line D1/line D6)	39

Institution: Oklahoma State University Institute of Technology (207564)

User ID: P2075641

**Part E - First-time Bachelor's Cohort Retention Rates (Full-time)**

Retention Rates

Full-time, First-time Bachelor's Cohort from Fall 2012

Academic reporters determine the cohort and retention as of the institution's official fall reporting date or as of October 15. Program reporters determine the cohort with enrollment any time between August 1 and October 31, 2012 and retention based on August 1, 2013.

The retention rate is calculated by the system after clicking "Save" on the screen. Exclusions are subtracted from the original cohort and the resulting adjusted cohort is used for calculating the retention rate.

**Retention Data Reporting Reminders:**

- Include only **full-time, first-time bachelor's** students in this cohort.
- Determine the full-time cohort using Fall 2012 status (e.g. if a student was full-time in Fall 2012, report them in the full-time cohort regardless of their Fall 2013 status).
- If there are no students to report in the cohort, enter zero. Do not leave the field blank.
- Report in the exclusions box (line E2) the number of students from the cohort who left the institution for any of the following reasons: died or were totally and permanently disabled; to serve in the armed forces (including those called to active duty); to serve with a foreign aid service of the Federal Government (e.g. Peace Corps); or to serve on official church missions.

Prior year data (Fall 2011 cohort)

**FULL-TIME, FIRST-TIME BACHELOR'S COHORT RETENTION:**

<b>E1</b>	Full-time, first-time Fall 2012 bachelor's cohort	<input type="text" value="80"/>	<b>0</b>	
<b>E2</b>	<u>Exclusions</u> from the Fall 2012 cohort	<input type="text" value="0"/>	<b>0</b>	
<b>E3</b>	<b>Adjusted</b> Fall 2012 cohort (line E1- line E2)	80	<b>0</b>	
<b>E4</b>	Students from Fall 2012 cohort <b>still enrolled</b> as of Fall 2013	<input type="text" value="29"/>	<b>0</b>	
<b>E5</b>	Full-time, first-time Fall 2012 bachelor's cohort retention rate (line E4 / line E3)	36 %		%



You may use the space below to **provide context** for the data you've reported above.

These context notes will be posted on the College Navigator website, and should be written to be understood by students and parents.

Institution: Oklahoma State University Institute of Technology (207564)

User ID: P2075641

**Part E - First-time Bachelor's Cohort Retention Rates (Part-time)**

Retention Rates

Part-time, First-time Bachelor's Cohort from Fall 2012

Academic reporters determine the cohort and retention as of the institution's official fall reporting date or as of October 15. Program reporters determine the cohort with enrollment any time between August 1 and October 31, 2012 and retention based on August 1, 2013.

The retention rate is calculated by the system after clicking "Save" on the screen. Exclusions are subtracted from the original cohort and the resulting adjusted cohort is used for calculating the retention rate.


**Retention Data Reporting Reminders:**

- Include only **part-time, first-time bachelor's-seeking** students in this cohort.
- Determine part-time using Fall 2012 attendance status (e.g. if a student was part-time in Fall 2012, report them in the part-time cohort regardless of their Fall 2013 status).
- If there are no students to report in the cohort, enter zero. Do not leave the field blank.
- Report in the exclusions box (line E7) the number of students from the cohort who left the institution for any of the following reasons: died or were totally and permanently disabled; to serve in the armed forces (including those called to active duty); to serve with a foreign aid service of the Federal Government (e.g. Peace Corps); or to serve on official church missions.

Prior year data (Fall 2011 cohort)

**PART-TIME, FIRST-TIME BACHELOR'S COHORT RETENTION:**

<b>E6</b>	Part-time, first-time Fall 2012 bachelor's cohort	<input type="text" value="11"/>		<b>14</b>	
<b>E7</b>	<u>Exclusions</u> from the Fall 2012 cohort	<input type="text" value="0"/>		<b>0</b>	
<b>E8</b>	<b>Adjusted</b> Fall 2012 cohort (line E6 - line E7)	11		<b>14</b>	
<b>E9</b>	Students from Fall 2012 cohort <b>still enrolled</b> as of Fall 2013	<input type="text" value="3"/>		<b>5</b>	
<b>E10</b>	Part-time, first-time Fall 2012 bachelor's cohort retention rate (line E9 / line E8)	27	%	<b>36</b>	%

 You may use the space below to **provide context** for the data you've reported above. These context notes will be posted on the College Navigator website, and should be written to be understood by students and parents.

^
v
<
>

Institution: Oklahoma State University Institute of Technology (207564)

User ID: P2075641


**Part F - Student-to-Faculty Ratio**

Please provide your institution's student-to-faculty ratio (i.e., student-to-instructional staff) for undergraduate programs for Fall 2013. The student-to-faculty ratio and any accompanying context that is provided will be displayed on College Navigator.

**Note:** Logic in this item is similar to item I-2 from the Common Data Set data collection.

Click [here](#) to use a worksheet to help you determine the student-to-faculty ratio

Student-to-faculty ratio	19	to 1
Student-to-faculty ratio prior year	<b>22</b>	to 1

 You may use the space below to **provide context** for the data you've reported above. These context notes will be posted on the College Navigator website, and should be written to be understood by students and parents.

^
v
<
>

Institution: Oklahoma State University Institute of Technology (207564) User ID: P2075641

## Summary

### Fall Enrollment Survey Summary Four-Year Institutions without Graduate Students

IPEDS collects important information regarding your institution. All data reported in IPEDS survey components become available in the IPEDS Data Center and appear as aggregated data in various Department of Education reports. Additionally, some of the reported data appears specifically for your institution through the College Navigator website and is included in your institution's Data Feedback Report (DFR). The purpose of this summary is to provide you an opportunity to view some of the data that, when accepted through the IPEDS quality control process, will appear on the College Navigator website and/or your DFR. College Navigator is updated approximately three months after the data collection period closes and Data Feedback Reports will be available through the [Data Center](#) and sent to your institution's CEO in November 2014.

Please review your data for accuracy. If you have questions about the data displayed below after reviewing the data reported on the survey screens, please contact the IPEDS Help Desk at: 1-877-225-2568 or [ipedshelp@rti.org](mailto:ipedshelp@rti.org).

Undergraduate Student Enrollment	
Total enrollment	3,618
Transfer-in enrollment	12
Student-to-faculty ratio	19 to 1

Undergraduate Student Characteristics	
Percent of undergraduates who are female	35%
Percent of undergraduates who are full-time	61%
Percent of undergraduates by race/ethnicity:	
American Indian or Alaska Native	20%
Asian	1%
Black or African American	5%
Hispanic/Latino	5%
Native Hawaiian or Pacific Islander	0%
White	57%
Two or More Races	7%
Race and ethnicity unknown	4%
Nonresident alien	1%
Percent of undergraduate students by age:	
24 and under	69%
25 and over	31%
Age unknown	0%

<b>Undergraduate Retention and Graduation Rate Cohort</b>	
First-time, full-time bachelor's seeking student retention rate	36%
First-time, part-time bachelor's seeking student retention rate	27%
Graduation rate cohort as percent of total entering students	39%

Institution: Oklahoma State University Institute of Technology (207564) User ID: P2075641  
 Edit Report

**Fall Enrollment**

**Oklahoma State University Institute of Technology (207564)**

Source	Description	Severity	Resolved	Options
--------	-------------	----------	----------	---------

**Screen: Part A - Fall Enrollment for Part-time Undergraduate Students**

Upload File	The number entered is outside the expected range when compared with the prior year value. Please correct your data or explain. (Error #6304)	Explanation	Yes	
Reason:	A change in our policy regarding first-time degree-seeking students is reflected in these new headcounts. Previously, these students were initially considered non-degree seeking and then considered continuing without ever being a first-time student.			
Upload File	The number entered is outside the expected range when compared with the prior year value. Please correct your data or explain. (Error #6304)	Explanation	Yes	
Reason:	A change in our policy regarding first-time degree-seeking students is reflected in these new headcounts. Previously, these students were initially considered non-degree seeking and then considered continuing without ever being a first-time student.			
Upload File	The number entered is outside the expected range when compared with the prior year value. Please correct your data or explain. (Error #6304)	Explanation	Yes	
Reason:	We noted a decrease in female students that may be due to changes in program offerings.			