



***INSTITUTE OF
TECHNOLOGY***

ALUMNI SURVEY 2019

Summer 2017-Spring 2018 Graduates

JANUARY 7, 2019

OKLAHOMA STATE UNIVERSITY INSTITUTE OF TECHNOLOGY
Office of Institutional Research

Executive Summary

The Alumni Survey is a tool used to check-in on graduates approximately one year after graduation to determine the positive placement rate and “success” of these graduates by program. This survey also provides an opportunity to update contact information and helps maintain the lines of communication between Oklahoma State University Institute of Technology and those who can support the institution in a number of ways. This 2019 alumni cohort consists of students who graduated during the 2017-2018 academic year (summer 2017 through spring 2018) resulting in a range of respondents who are anywhere from six to 18 months post-graduation. The OSUIT Office of Institutional Research administered the Alumni Survey entirely online.

Of the 609 alumni who graduated during the 2017-2018 academic year, 600 had viable email addresses and were invited to participate in this survey; 88 responded to the survey for a response rate of 14.7 percent, down from 15.5 percent the previous year. Sixty-seven percent of respondents were male, and 65 percent of alumni reporting addresses lived in Oklahoma. The largest number of respondents graduated from the School of Engineering Technologies A.A.S. and B.T. programs (26) followed closely by the School of Information Technologies A.A.S., A.S., and B.T. programs (24). Eighty-six percent of all respondents reported some form of employment; eight percent reported continuing their education; six percent reported seeking employment.

Among employed alumni, 89 percent reported full-time employment; none of these reported military service as employment. Fifty-eight percent of employed alumni reported having a job lined up before graduating; cumulatively, 91 percent reported gaining employment within 6 months of graduation. Of the 72 respondents reporting salary data, six reported earnings in excess of \$70,000 per year. Alumni reported salary data with a median pay range of \$40,000 to \$44,999.

Alumni expressed the highest levels of satisfaction (either 4= Satisfied or 5= Very Satisfied) in the following areas:

- *Instructors’ knowledge of subject* (84.1%)
- *Instructors’ willingness to help me reach my educational goals* (81.8%)
- *Instructors’ willingness to help me reach my career goals* (79.6%)
- *OSUIT helped me achieve my educational goals* (78.4%)
- *Problem solving skills* (78.4%)
- *Rigor of program* (76.1%)
- *Technical skills* (76.1%)

Alumni expressed lowest satisfaction (same scale as above; either 4= Satisfied or 5= Very Satisfied) in the following areas:

- *Student club or organization associated with my program* (54.6%)
- *Leadership skills* (62.5%)
- *Opportunities for off-campus practical experience in my chosen career field* (62.5%)
- *Availability of technology similar to what is used in the field* (68.2%)

The results over the last five years showed a general drop in satisfaction regarding work-related skills, though some improvement was apparent in the areas of *Technical, Problem Solving, Communication, and Independent Decision-making Skills*. As compared to other satisfaction scales administered to

students during calendar year 2018 that showed a marked increase in satisfaction, the results for this alumni cohort likewise showed improvement in overall satisfaction at OSUIT. The alumni cohort in this report was the last to experience the difficulties resulting from the Banner data system conversion. However, if those difficulties resulting from the Banner conversion influenced alumni satisfaction, it was not readily apparent from the current results.

Following is a five-year summary of the rates of positive responses (ratings of 4 or 5-- *satisfied* or *very satisfied*-- on a five-point scale) for each scale item in the alumni survey with a line graph showing differences across the five-year span. Although there were increases in satisfaction this year in many areas, the continued decreases in satisfaction were made more apparent by not following the trend up; these areas include:

Work-related Skills-

Analytical skills

Leadership skills

Cooperation/teamwork

Time management skills

Professional/ethical behavior

Taking direction from a supervisor

Educational Experience-

Availability of technology similar to what is used in the field

Educational Goals-

OSUIT helped me develop contacts with industry professionals

Note: When interpreting these results, remember that some areas of focus are less important or may not apply to alumni from non-technical programs or without internship experiences. In such cases, these may result in fewer responses or lower percentages of positive scores (ex., off-campus field experience or taking direction from a supervisor), particularly if the alumni continued their education and had not yet entered the workforce. In addition, graphs showing a changes from year to year do not imply statistical significance; they are merely visual cues indicating change. Markers indicate high and low points on each line graph.

Scale 1: Work-related Skills*	2015 Report (n=118)	2016 Report (n=98)	2017 Report (n=124)	2018 Report (n=103)	2019 Report (n=88)	5-yr trend
Technical skills	83.05%	81.63%	78.23%	74.76%	76.14%	
Analytical skills	83.90%	83.67%	90.35%	74.76%	71.59%	
Leadership	71.19%	69.39%	69.35%	66.02%	62.50%	
Cooperation/teamwork	78.81%	80.61%	75.81%	71.84%	69.32%	
Problem solving	86.44%	81.63%	79.84%	71.84%	78.41%	
Time management	81.36%	74.49%	75.81%	74.76%	70.46%	
Communication skills	78.81%	78.57%	79.03%	70.87%	75.00%	
Professional/ethical behavior	82.20%	83.67%	80.65%	74.76%	71.59%	
Independent decision-making	83.05%	82.65%	79.03%	73.79%	75.00%	
Taking direction	83.05%	75.51%	77.42%	74.76%	71.59%	

*Cumulative percentage of positive responses (4="Satisfied" or 5="Very Satisfied")

Scale 2: Educational Experience*	2015 Report (n=118)	2016 Report (n=98)	2017 Report (n=124)	2018 Report (n=103)	2019 Report (n=88)	5-yr trend
Quality of instruction	87.29%	81.63%	75.81%	72.82%	75.00%	
Rigor of program	81.36%	76.53%	76.61%	69.90%	76.14%	
Instructors' knowledge of subject	91.53%	85.71%	76.61%	72.82%	84.09%	
On-campus applied learning	79.66%	71.43%	70.97%	60.19%	70.45%	
Technology as in the field	76.27%	71.43%	63.71%	70.87%	68.18%	
Instructors' willingness/educ. goals	90.68%	83.67%	77.42%	71.84%	81.82%	
Instructors' willingness/career goals	83.90%	76.53%	72.58%	68.93%	79.55%	
Off-campus field experience	68.64%	65.31%	61.29%	56.31%	62.50%	
Campus clubs/organizations	58.47%	56.12%	50.81%	48.54%	54.55%	

*Cumulative percentage of positive responses (4="Satisfied" or 5="Very Satisfied")

Scale 3: Educational Goals*	2015 Report (n=118)	2016 Report (n=98)	2017 Report (n=124)	2018 Report (n=103)	2019 Report (n=88)	5-yr trend
OSUIT & Educational goals	85.59%	84.69%	78.23%	75.73%	78.41%	
OSUIT & Career skills	83.05%	81.63%	74.19%	66.99%	72.73%	
OSUIT & Field experience	72.03%	72.45%	66.94%	66.02%	69.32%	
OSUIT & Industry contacts	66.10%	66.33%	58.06%	64.08%	52.27%	
OSUIT & Diversity interactions	72.88%	76.53%	66.94%	59.22%	68.18%	

*Cumulative percentage of positive responses (4="Agree" or 5="Strongly Agree")

Summary Items Scale*	2015 Report (n=118)	2016 Report (n=98)	2017 Report (n=124)	2018 Report (n=103)	2019 Report (n=88)	5-yr trend
I would attend OSUIT again	81.36%	83.67%	70.97%	67.96%	72.73%	
I would recommend OSUIT	85.59%	84.69%	78.23%	71.84%	77.27%	
Overall, I am satisfied with OSUIT	88.98%	85.71%	80.65%	72.82%	76.14%	



*Cumulative percentage of positive responses (4="Agree" or 5="Strongly Agree")















The remainder of the report contains tables showing the frequency of responses for each scale item. When appropriate, tabled results include a tally of “not applicable” responses. Also included in the appendix is a copy of the online version of the Alumni Survey.

Respectfully,

Curtis E. Miller, Analyst
OSUIT Office of Institutional Research
January 7, 2019

Demographics







Gender			
Responses	Count	%	
Male	59	67.05%	
Female	29	32.95%	
Total Responses	88	100.00%	

Q5d. Residence: State/Province			
Responses	Count	%	
Arkansas	3	3.41%	
Colorado	2	2.27%	
Iowa	1	1.14%	
Kansas	2	2.27%	
Maryland	1	1.14%	
Minnesota	1	1.14%	
Ohio	1	1.14%	
Oklahoma	57	64.77%	
Oregon	1	1.14%	
Pennsylvania	1	1.14%	
Texas	4	4.55%	
Wisconsin	1	1.14%	
Other	2	2.27%	
(Did not answer)	11	12.50%	
Total	88	100.00%	

Q6. In which major program of study did you graduate? (select each)

Note: Survey question broken out by School. Multiple responses allowed.*

Arts & Sciences

Responses	Count	%	
Arts & Sciences - Allied Health Sciences (pre-nursing)	3	2.75%	
Arts & Sciences - Business	2	1.83%	
Arts & Sciences - Enterprise Development, Business Administration	1	0.92%	
Arts & Sciences - Enterprise Development, General Studies	1	0.92%	
Arts & Sciences - Office Information Systems Technologies	0	0.00%	
Arts & Sciences - Pre-Professional Studies	1	0.92%	
Arts & Sciences - Pre-Education (elementary)	0	0.00%	
Arts & Sciences - Pre-Education (secondary)	4	3.67%	
Total	12	11.01%	

Q6. In which major program of study did you graduate? (continued)
Automotive Technologies

Responses	Count	%	
Automotive Technologies - Collision Repair	2	1.83%	
Automotive Technologies - Ford ASSET	1	0.92%	
Automotive Technologies - GM ASEP	0	0.00%	
Automotive Technologies - MOPAR CAP	0	0.00%	
Automotive Technologies - PRO-TECH	1	0.92%	
Automotive Technologies - Toyota T-TEN	0	0.00%	
Total	4	3.67%	

Construction Technologies

Responses	Count	%	
Construction Technologies - Air Conditioning & Refrigeration	0	0.00%	
Construction Technologies - Construction Management	5	4.59%	
Construction Technologies - Electrical	0	0.00%	
Construction Technologies - High Voltage Lineman	3	2.75%	
Total	8	7.34%	

Culinary Arts

Responses	Count	%	
Culinary Arts	7	6.42%	
Total	7	6.42%	

Diesel & Heavy Equipment

Responses	Count	%	
Diesel & Heavy Equipment - Aggreko SelecTech	2	1.83%	
Diesel & Heavy Equipment - CAT Dealer Prep	1	0.92%	
Diesel & Heavy Equipment - Komatsu	1	0.92%	
Diesel & Heavy Equipment - Truck Technician	0	0.00%	
Diesel & Heavy Equipment - Western Equipment Dealers Assoc.	1	0.92%	
Total	5	4.59%	

Energy Technologies

Responses	Count	%	
Energy Technologies - Natural Gas Compression	2	1.83%	
Energy Technologies - Pipeline Integrity Technology	2	1.83%	
Energy Technologies - Power Plant Technology	2	1.83%	
Total	6	5.50%	

Q6. In which major program of study did you graduate? (continued)
Engineering Technologies

Responses	Count	%	
Engineering Technologies - Civil Engineering (BT)	2	1.83%	
Engineering Technologies - Civil Engineering/Surveying (AAS)	3	2.75%	
Engineering Technologies - Electrical/Electronics and Instrumentation (AAS)	7	6.42%	
Engineering Technologies - Electromechanical	1	0.92%	
Engineering Technologies - Engineering Graphics & Design Drafting	4	3.67%	
Engineering Technologies - Industrial Maintenance Technologies (AAS)	0	0.00%	
Engineering Technologies - Instrumentation Technology (AAS)	1	0.92%	
Engineering Technologies - Instrumentation Engineering (BT)	8	7.34%	
Engineering Technologies - Manufacturing Technology	0	0.00%	
Engineering Technologies - Watchmaking & Microtechnology	0	0.00%	
Total	26	23.85%	

Information Technologies

Responses	Count	%	
Information Technologies - (AAS)	6	5.50%	
Information Technologies - (AS)	4	3.67%	
Information Technologies - Cybersecurity and Digital Forensics Option (BT)	7	6.42%	
Information Technologies - Enterprise Management Option (BT)	0	0.00%	
Information Technologies - Network Infrastructure Option (BT)	1	0.92%	
Information Technologies - Software Development Option (BT)	6	5.50%	
Total	24	22.02%	

Nursing & Health Sciences

Responses	Count	%	
Nursing & Health Sciences - Nursing (AAS)	3	2.75%	
Nursing & Health Sciences - Nursing LPN to RN Transition	3	2.75%	
Nursing & Health Sciences - Orthotics & Prosthetics Technology	4	3.67%	
Total	10	9.17%	

Visual Communication

Responses	Count	%	
Visual Communication - 3D Modeling & Animation	1	0.92%	
Visual Communication - Graphic Design Technology	6	5.50%	
Visual Communication - Photography	0	0.00%	
Total	7	6.42%	
Grand Total	109	100.00%	

*NOTE: Multiple answers per participant possible; overall total of 109 exceeds reported participant count of 88.

Q7. Placement: Please indicate what best describes your activities since graduation?			
Responses	Count	%	
Employed in my field of study or a related field*	66	75.00%	
Employed, but in an unrelated field (includes self-employed)*	7	7.95%	
Self-employed in field related to my education - business owner*	1	1.14%	
Self-employed in field related to my education - freelance/contract work*	2	2.27%	
Continuing education	7	7.95%	
Seeking employment in my field of study or in a related field	4	4.55%	
Seeking employment in an unrelated field	1	1.14%	
Not seeking employment at this time	0	0.00%	
Serving in the military*	0	0.00%	
Other (please specify)**	0	0.00%	
(Did not answer)	0	0.00%	
Total Responses	88	100.00%	

*Employment categories included in employment results (n=76)

**One "Other" response was placed in the appropriate category.

Q8e. Please indicate your current place of employment: State			
Responses	Count	%	
Arkansas	2	2.63%	
Colorado	2	2.63%	
Iowa	1	1.32%	
Kansas	1	1.32%	
Maryland	1	1.32%	
Minnesota	1	1.32%	
Ohio	1	1.32%	
Oklahoma	38	50.00%	
Oregon	1	1.32%	
Pennsylvania	1	1.32%	
Texas	2	2.63%	
Wisconsin	1	1.32%	
(Did not answer)	24	31.58%	
Total	76	100.00%	

Total refers to graduates who reported current employment.

Q9. How long have you been employed with this company?			
Responses	Count	%	
Less than six months	20	26.32%	
Between six months and one year	23	30.26%	
More than a year	30	39.47%	
(Did not answer)	3	3.95%	
Total Responses	76	100.00%	

Total refers to graduates who reported current employment.

Q10. Do you work full- or part-time?			
Responses	Count	%	
Full-time	68	89.47%	
Part-time	4	5.26%	
(Did not answer)	4	5.26%	
Total Responses	76	100.00%	

Total refers to graduates who reported current employment.

Q11. From the time you graduated, how long did you search for a job?			
Responses	Count	%	
I had a job lined up prior to graduation	44	57.89%	
Less than 1 month	8	10.53%	
1-3 months	13	17.11%	
4-6 months	4	5.26%	
6-8 months	1	1.32%	
9-12 months	1	1.32%	
More than 12 months	1	1.32%	
(Did not answer)	4	5.26%	
Total Responses	76	100.00%	

Total refers to graduates who reported current employment.

Q13. Please mark the range that best reflects your current annual pay before taxes.			
Responses	Count	%	
\$14,999 or less	4	5.26%	
\$15,000-\$19,999	8	10.53%	
\$20,000-\$24,999	8	10.53%	
\$25,000-\$29,999	6	7.89%	
\$30,000-\$34,999	6	7.89%	
\$35,000-\$39,999	3	3.95%	
\$40,000-\$44,999	4	5.26%	
\$45,000-\$49,999	5	6.58%	
\$50,000-\$54,999	7	9.21%	
\$55,000-\$59,999	7	9.21%	
\$60,000-\$64,999	4	5.26%	
\$65,000-\$69,999	4	5.26%	
\$70,000-\$74,999	2	2.63%	
\$75,000-\$79,999	1	1.32%	
\$80,000-\$84,999	1	1.32%	
\$85,000-\$89,999	0	0.00%	
\$90,000-\$94,999	1	1.32%	
\$95,000-\$99,999	0	0.00%	
\$100,000 or more	1	1.32%	
(Did not answer)	4	5.26%	
Total Responses	76	100.00%	

Total refers to graduates who reported current employment.

Q14. Do you have one or more individuals you recognize as your supervisor?			
Responses	Count	%	
Yes	64	84.21%	
No	8	10.53%	
(Did not answer)	4	5.26%	
Total Responses	76	100.00%	

Total refers to graduates who reported current employment.

Q15. May we invite your supervisor to participate in the OSUIT Employer Survey?			
Responses	Count	%	
Yes	8	10.53%	
No	55	72.37%	
(Did not answer)	13	17.11%	
Total Responses	76	100.00%	

Total refers to graduates who reported current employment.

Q20. In which branch of the military do you serve?			
Responses	Count	%	
Air Force	0	0.00%	
Army	0	0.00%	
Coast Guard	0	0.00%	
Marines	0	0.00%	
Navy	0	0.00%	
Other (please specify)	0	0.00%	
(Did not answer)	88	100.00%	
Total Responses	88	100.00%	

Skills Satisfaction

21(a): Technical skills			
Responses	Count	%	
1 - Very Dissatisfied	4	4.55%	
2 - Dissatisfied	4	4.55%	
3 - Neutral	8	9.09%	
4 - Satisfied	23	26.14%	
5 - Very Satisfied	44	50.00%	
N/A - Not Applicable	0	0.00%	
(Did not answer)	5	5.68%	
Total	88	100.00%	

Skills Satisfaction (continued)

21(b): Analytical skills			
Responses	Count	%	
1 - Very Dissatisfied	4	4.55%	
2 - Dissatisfied	1	1.14%	
3 - Neutral	14	15.91%	
4 - Satisfied	33	37.50%	
5 - Very Satisfied	30	34.09%	
N/A - Not Applicable	1	1.14%	
(Did not answer)	5	5.68%	
Total	88	100.00%	

21(c): Leadership			
Responses	Count	%	
1 - Very Dissatisfied	4	4.55%	
2 - Dissatisfied	3	3.41%	
3 - Neutral	20	22.73%	
4 - Satisfied	23	26.14%	
5 - Very Satisfied	32	36.36%	
N/A - Not Applicable	1	1.14%	
(Did not answer)	5	5.68%	
Total	88	100.00%	

21(d): Cooperation/teamwork			
Responses	Count	%	
1 - Very Dissatisfied	3	3.41%	
2 - Dissatisfied	1	1.14%	
3 - Neutral	17	19.32%	
4 - Satisfied	22	25.00%	
5 - Very Satisfied	39	44.32%	
N/A - Not Applicable	0	0.00%	
(Did not answer)	6	6.82%	
Total	88	100.00%	

21(e): Problem solving			
Responses	Count	%	
1 - Very Dissatisfied	4	4.55%	
2 - Dissatisfied	2	2.27%	
3 - Neutral	8	9.09%	
4 - Satisfied	32	36.36%	
5 - Very Satisfied	37	42.05%	
N/A - Not Applicable	0	0.00%	
(Did not answer)	5	5.68%	
Total	88	100.00%	

Skills Satisfaction (continued)

21(f): Time management			
Responses	Count	%	
1 - Very Dissatisfied	4	4.55%	
2 - Dissatisfied	4	4.55%	
3 - Neutral	12	13.64%	
4 - Satisfied	26	29.55%	
5 - Very Satisfied	36	40.91%	
N/A - Not Applicable	0	0.00%	
(Did not answer)	6	6.82%	
Total	88	100.00%	

21(g): Communication skills			
Responses	Count	%	
1 - Very Dissatisfied	3	3.41%	
2 - Dissatisfied	2	2.27%	
3 - Neutral	12	13.64%	
4 - Satisfied	32	36.36%	
5 - Very Satisfied	34	38.64%	
N/A - Not Applicable	0	0.00%	
(Did not answer)	5	5.68%	
Total	88	100.00%	

21(h): Professional/ethical behavior			
Responses	Count	%	
1 - Very Dissatisfied	3	3.41%	
2 - Dissatisfied	3	3.41%	
3 - Neutral	14	15.91%	
4 - Satisfied	21	23.86%	
5 - Very Satisfied	42	47.73%	
N/A - Not Applicable	0	0.00%	
(Did not answer)	5	5.68%	
Total	88	100.00%	

21(i): Independent decision-making			
Responses	Count	%	
1 - Very Dissatisfied	2	2.27%	
2 - Dissatisfied	2	2.27%	
3 - Neutral	13	14.77%	
4 - Satisfied	27	30.68%	
5 - Very Satisfied	39	44.32%	
N/A - Not Applicable	0	0.00%	
(Did not answer)	5	5.68%	
Total	88	100.00%	

Skills Satisfaction (continued)

21(j): Taking direction from supervisor			
Responses	Count	%	
1 - Very Dissatisfied	3	3.41%	
2 - Dissatisfied	1	1.14%	
3 - Neutral	15	17.05%	
4 - Satisfied	23	26.14%	
5 - Very Satisfied	40	45.45%	
N/A - Not Applicable	0	0.00%	
(Did not answer)	6	6.82%	
Total	88	100.00%	

OSUIT Educational Experience

22(a): Quality of instruction			
Responses	Count	%	
1 - Very Dissatisfied	3	3.41%	
2 - Dissatisfied	5	5.68%	
3 - Neutral	9	10.23%	
4 - Satisfied	28	31.82%	
5 - Very Satisfied	38	43.18%	
N/A - Not Applicable	0	0.00%	
(Did not answer)	5	5.68%	
Total	88	100.00%	

22(b). Rigor of program			
Responses	Count	%	
1 - Very Dissatisfied	3	3.41%	
2 - Dissatisfied	5	5.68%	
3 - Neutral	8	9.09%	
4 - Satisfied	36	40.91%	
5 - Very Satisfied	31	35.23%	
N/A - Not Applicable	0	0.00%	
(Did not answer)	5	5.68%	
Total	88	100.00%	

22(c). Instructor's knowledge of subject area			
Responses	Count	%	
1 - Very Dissatisfied	3	3.41%	
2 - Dissatisfied	2	2.27%	
3 - Neutral	4	4.55%	
4 - Satisfied	28	31.82%	
5 - Very Satisfied	46	52.27%	
N/A - Not Applicable	0	0.00%	
(Did not answer)	5	5.68%	
Total	88	100.00%	

OSUIT Educational Experience (continued)

22(d). Quality of on-campus applied learning & practical experiences			
Responses	Count	%	
1 - Very Dissatisfied	3	3.41%	
2 - Dissatisfied	5	5.68%	
3 - Neutral	11	12.50%	
4 - Satisfied	27	30.68%	
5 - Very Satisfied	35	39.77%	
N/A - Not Applicable	2	2.27%	
(Did not answer)	5	5.68%	
Total	88	100.00%	

22(e). Availability of technology similar to what is used in the field			
Responses	Count	%	
1 - Very Dissatisfied	6	6.82%	
2 - Dissatisfied	6	6.82%	
3 - Neutral	10	11.36%	
4 - Satisfied	30	34.09%	
5 - Very Satisfied	30	34.09%	
N/A - Not Applicable	1	1.14%	
(Did not answer)	5	5.68%	
Total	88	100.00%	

22(f). Instructors' willingness to help me meet educational goals			
Responses	Count	%	
1 - Very Dissatisfied	3	3.41%	
2 - Dissatisfied	0	0.00%	
3 - Neutral	8	9.09%	
4 - Satisfied	23	26.14%	
5 - Very Satisfied	49	55.68%	
N/A - Not Applicable	0	0.00%	
(Did not answer)	5	5.68%	
Total	88	100.00%	

22(g). Instructors' willingness to help me meet career goals			
Responses	Count	%	
1 - Very Dissatisfied	3	3.41%	
2 - Dissatisfied	1	1.14%	
3 - Neutral	9	10.23%	
4 - Satisfied	22	25.00%	
5 - Very Satisfied	48	54.55%	
N/A - Not Applicable	0	0.00%	
(Did not answer)	5	5.68%	
Total	88	100.00%	

OSUIT Educational Experience (continued)

22(h). Opportunities for off-campus practical experience in my chosen career field			
Responses	Count	%	
1 - Very Dissatisfied	3	3.41%	
2 - Dissatisfied	6	6.82%	
3 - Neutral	16	18.18%	
4 - Satisfied	24	27.27%	
5 - Very Satisfied	31	35.23%	
N/A - Not Applicable	3	3.41%	
(Did not answer)	5	5.68%	
Total	88	100.00%	

22(i). Student club/organization associated with my program			
Responses	Count	%	
1 - Very Dissatisfied	3	3.41%	
2 - Dissatisfied	5	5.68%	
3 - Neutral	22	25.00%	
4 - Satisfied	26	29.55%	
5 - Very Satisfied	22	25.00%	
N/A - Not Applicable	5	5.68%	
(Did not answer)	5	5.68%	
Total	88	100.00%	

Educational Goals

23(a). OSUIT helped me achieve my educational goals			
Responses	Count	%	
1 - Strongly Disagree	3	3.41%	
2 - Disagree	1	1.14%	
3 - Neutral	8	9.09%	
4 - Agree	32	36.36%	
5 - Strongly Agree	37	42.05%	
N/A - Did not apply to my major	0	0.00%	
(Did not answer)	7	7.95%	
Total	88	100.00%	

23(b). OSUIT helped me gain the proper skills needed for my chosen career			
Responses	Count	%	
1 - Strongly Disagree	2	2.27%	
2 - Disagree	2	2.27%	
3 - Neutral	12	13.64%	
4 - Agree	29	32.95%	
5 - Strongly Agree	35	39.77%	
N/A - Did not apply to my major	1	1.14%	
(Did not answer)	7	7.95%	
Total	88	100.00%	

Educational Goals (continued)

23(c). OSUIT provided opportunities for relevant field experience in my career field			
Responses	Count	%	
1 - Strongly Disagree	4	4.55%	
2 - Disagree	4	4.55%	
3 - Neutral	11	12.50%	
4 - Agree	27	30.68%	
5 - Strongly Agree	34	38.64%	
N/A - Did not apply to my major	1	1.14%	
(Did not answer)	7	7.95%	
Total	88	100.00%	

23(d). OSUIT helped me develop contacts with industry professionals			
Responses	Count	%	
1 - Strongly Disagree	4	4.55%	
2 - Disagree	8	9.09%	
3 - Neutral	20	22.73%	
4 - Agree	18	20.45%	
5 - Strongly Agree	28	31.82%	
N/A - Did not apply to my major	3	3.41%	
(Did not answer)	7	7.95%	
Total	88	100.00%	

23(e). OSUIT helped prepare me to interact with people from diverse backgrounds			
Responses	Count	%	
1 - Strongly Disagree	3	3.41%	
2 - Disagree	3	3.41%	
3 - Neutral	13	14.77%	
4 - Agree	26	29.55%	
5 - Strongly Agree	34	38.64%	
N/A - Did not apply to my major	2	2.27%	
(Did not answer)	7	7.95%	
Total	88	100.00%	

Summary Items

23(f). I would choose to attend OSUIT again.			
Responses	Count	%	
1 - Strongly Disagree	6	6.82%	
2 - Disagree	4	4.55%	
3 - Neutral	5	5.68%	
4 - Agree	24	27.27%	
5 - Strongly Agree	40	45.45%	
N/A - Did not apply to my major (Did not answer)	2 7	2.27% 7.95%	
Total	88	100.00%	

23(g). I would recommend OSUIT to my family and friends			
Responses	Count	%	
1 - Strongly Disagree	3	3.41%	
2 - Disagree	5	5.68%	
3 - Neutral	5	5.68%	
4 - Agree	28	31.82%	
5 - Strongly Agree	40	45.45%	
N/A - Did not apply to my major (Did not answer)	0 7	0.00% 7.95%	
Total	88	100.00%	

23(h). Overall, I am satisfied with my education from OSUIT			
Responses	Count	%	
1 - Strongly Disagree	2	2.27%	
2 - Disagree	5	5.68%	
3 - Neutral	7	7.95%	
4 - Agree	29	32.95%	
5 - Strongly Agree	38	43.18%	
N/A - Did not apply to my major (Did not answer)	0 7	0.00% 7.95%	
Total	88	100.00%	

Appendix A:
Alumni Survey – Online Version



INSTITUTE OF TECHNOLOGY
Institutional Research

Alumni Survey

C1
ALUMNI SURVEY

C2
Dear `#{m://FirstName}` `#{m://LastName}`,

The faculty, staff, and administration of OSUIT care about the level of education you received, and we need to know how well prepared you were to enter your chosen career field. Your feedback on this survey can help shape the future of education at OSU Institute of Technology! Like most institutions of higher learning, OSUIT evaluates our ability to provide a quality education through the success of our graduates. Please take a moment to update us on your transition into the workforce and provide feedback regarding how well OSUIT served your educational needs. This information is requested to help improve the level of education at OSUIT, and it is necessary for accreditation purposes. This survey will only take about 10 minutes to complete.

Confidentiality Statement: Please note that your responses are ANONYMOUS unless you intentionally enter your name or other identifying information in a comment section. Published reports and summaries will not include any personally identifiable information, but comments and responses to open-ended questions will be reported verbatim to administrators. Be careful to avoid making comments that could reveal your identity. You may choose to end your participation at any time.

Questions or concerns? Contact the OSUIT Office of Institutional Research at (918) 293-5498 or curtis.miller@okstate.edu.



INSTITUTE OF TECHNOLOGY

Institutional Research

C3 It's been a few months since graduation-- Where are you now?

Q5 Current Address

- PO Box or Street _____
- Apt, Suite, Lot # _____
- City/Town _____
- State/Province _____
- Zip/Postal Code _____
- Phone _____
- Cell phone (if different) _____
- Preferred Email Address _____
- Other name(s) used at OSUIT



Q6 In which major program of study did you graduate? (select each)

- Arts & Sciences - Allied Health Sciences (pre-nursing)
- Arts & Sciences - Business
- Arts & Sciences - Enterprise Development, Business Administration
- Arts & Sciences - Enterprise Development, General Studies
- Arts & Sciences - Office Information Systems Technologies
- Arts & Sciences - Pre-Professional Studies
- Arts & Sciences - Pre-Education (elementary)
- Arts & Sciences - Pre-Education (secondary)
- Automotive Technologies - Collision Repair
- Automotive Technologies - Ford ASSET
- Automotive Technologies - GM ASEP
- Automotive Technologies - MOPAR CAP
- Automotive Technologies - PRO-TECH
- Automotive Technologies - Toyota T-TEN
- Construction Technologies - Air Conditioning & Refrigeration
- Construction Technologies - Construction Management



INSTITUTE OF TECHNOLOGY Institutional Research

- Construction Technologies - Electrical
- Construction Technologies - High Voltage Lineman
- Culinary Arts
- Diesel & Heavy Equipment - Aggreko SelecTech
- Diesel & Heavy Equipment - CAT Dealer Prep
- Diesel & Heavy Equipment - Komatsu
- Diesel & Heavy Equipment - Truck Technician
- Diesel & Heavy Equipment - Western Equipment Dealers Assoc.
- Energy Technologies - Natural Gas Compression
- Energy Technologies - Pipeline Integrity Technology
- Energy Technologies - Power Plant Technology
- Engineering Technologies - Civil Engineering (BT)
- Engineering Technologies - Civil Engineering/Surveying (AAS)
- Engineering Technologies - Electrical/Electronics & Instrumentation (AAS)
- Engineering Technologies - Electromechanical
- Engineering Technologies - Engineering Graphics & Design Drafting
- Engineering Technologies - Industrial Maintenance Technologies (AAS)



INSTITUTE OF TECHNOLOGY

Institutional Research

- Engineering Technologies - Instrumentation Technology (AAS)
- Engineering Technologies - Instrumentation Engineering (BT)
- Engineering Technologies - Manufacturing Technology
- Information Technologies - (AAS)
- Information Technologies - (AS)
- Information Technologies - Cybersecurity and Digital Forensics Option (BT)
- Information Technologies - Enterprise Management Option (BT)
- Information Technologies - Network Infrastructure Option (BT)
- Information Technologies - Software Development Option (BT)
- Nursing & Health Sciences - Nursing (AAS)
- Nursing & Health Sciences - Nursing LPN to RN Transition
- Nursing & Health Sciences - Orthotics & Prosthetics Technology
- Visual Communication - 3D Modeling & Animation
- Visual Communication - Graphic Design Technology
- Visual Communication - Photography
- Watchmaking - Watchmaking & Microtechnology
- Other (Please specify) _____



INSTITUTE OF TECHNOLOGY

Institutional Research

Q7 Placement: Please READ CAREFULLY and indicate what best describes your activities since graduation (*mark ONE best answer*).

- Employed in my field of study or a related field
- Employed/self-employed in an unrelated field
- Self-employed in field related to my education - business owner
- Self-employed in field related to my education - freelance/contract work
- Continuing education
- Seeking employment in my field of study or related field
- Seeking employment in an unrelated field
- Not seeking employment at this time
- Serving in the military
- Other (please specify) _____



INSTITUTE OF TECHNOLOGY

Institutional Research

Display This Question:

If Q7 = Employed in my field of study or a related field

Or Q7 = Employed/self-employed in an unrelated field

Or Q7 = Self-employed in field related to my education - business owner

Or Q7 = Self-employed in field related to my education - freelance/contract work

Q8 Please indicate your current place of employment.

Company Name _____

Address 1 _____

Address 2 _____

City _____

State _____

Zip _____

Phone _____

Email _____



INSTITUTE OF TECHNOLOGY

Institutional Research

Display This Question:

If Please indicate your current place of employment. Company Name Is Displayed

Q9 How long have you been employed with this company?

- Less than six months
- Between six months and one year
- More than a year

Display This Question:

If Please indicate your current place of employment. Company Name Is Displayed

Q10 Do you work full- or part-time?

- Full-time
- Part-time



INSTITUTE OF TECHNOLOGY

Institutional Research

Display This Question:

If Please indicate your current place of employment. Company Name Is Displayed

Q11 From the time you graduated, how long did you search for a job?

- I had a job lined up prior to graduation
- Less than 1 month
- 1-3 months
- 4-6 months
- 6-8 months
- 9-12 months
- More than 12 months

Display This Question:

If Please indicate your current place of employment. Company Name Is Displayed

Q12 Please indicate your current job title. _____



INSTITUTE OF TECHNOLOGY

Institutional Research

Display This Question:

If Please indicate your current place of employment. Company Name Is Displayed

Q13 Please mark the range that best reflects your current annual pay before taxes. *WHY DO WE ASK?* We report student success to state and federal agencies for accreditation and accountability purposes. All information is aggregated into a group summary for your privacy: ***No personally identifiable information is reported.***

- \$14,999 or less (Note: This is less than federal minimum wage for annual full-time pay)
- \$15,000-\$19,999
- \$20,000-\$24,999
- \$25,000-\$29,999
- \$30,000-\$34,999
- \$35,000-\$39,999
- \$40,000-\$44,999
- \$45,000-\$49,999
- \$50,000-\$54,999
- \$55,000-\$59,999
- \$60,000-\$64,999
- \$65,000-\$69,999
- \$70,000-\$74,999
- \$75,000-\$79,999
- \$80,000-\$84,999
- \$85,000-\$89,999
- \$90,000-\$94,999
- \$95,000-\$99,999
- \$100,000 or more



INSTITUTE OF TECHNOLOGY

Institutional Research

Display This Question:

If Please indicate your current place of employment. Company Name Is Displayed

Q14 Do you have an individual you recognize as your supervisor?

- Yes
- No

Display This Question:

If Q14 = Yes

Q15

We would also like to invite your supervisor to complete a companion survey to ask about your work-related skills and abilities as an OSUIT graduate. The success of our graduates, as recognized by their supervisors, is just another way to evaluate our ability to provide a quality education.

Your individual responses to the Alumni Survey will not be shared with your supervisor, nor will your supervisor's participation or responses be disclosed to you. Only your permission to invite your supervisor will be disclosed. Your personal information, and that of your supervisor, will remain confidential. Again, we respect your privacy. This information will help inform decisions regarding the future educational offerings at OSUIT.

May we invite your supervisor to participate in the OSUIT Employer Survey?

- Yes
- No
-



INSTITUTE OF TECHNOLOGY

Institutional Research

Display This Question:
If Q15 = Yes

Q16 Thank you for allowing us to invite your supervisor to participate. Please provide the following information:

- Supervisor's name _____
- Supervisor's job title _____
- Supervisor's phone _____
- Supervisor's email _____

Display This Question:
If Q7 = Continuing education

Q17
You continued your education after graduation from OSUIT - Which institution did you transfer to?



INSTITUTE OF TECHNOLOGY

Institutional Research

Display This Question:

If You continued your education after graduation from OSUIT – "Which institution did you transfer to?"; Text Response Is Displayed

Q18 In what major(s) did you enroll?

Display This Question:

If You continued your education after graduation from OSUIT – "Which institution did you transfer to?"; Text Response Is Displayed

Q19 What is your ultimate educational goal?



INSTITUTE OF TECHNOLOGY
Institutional Research

Display This Question:

If Q7 = Serving in the military

Q20 IF MILITARY, in which branch do you serve?

- Air Force
- Army
- Coast Guard
- Marines
- Navy
- Other (please specify) _____



INSTITUTE OF TECHNOLOGY
 Institutional Research

Q21 Please indicate your satisfaction with how well OSUIT helped you gain or improve skills in the following areas:

	Very Satisfied	Satisfied	Neutral	Dissatisfied	Very Dissatisfied	N/A
Technical skills	<input type="radio"/>	<input type="radio"/>	<input type="radio"/>	<input type="radio"/>	<input type="radio"/>	<input type="radio"/>
Analytical skills	<input type="radio"/>	<input type="radio"/>	<input type="radio"/>	<input type="radio"/>	<input type="radio"/>	<input type="radio"/>
Leadership	<input type="radio"/>	<input type="radio"/>	<input type="radio"/>	<input type="radio"/>	<input type="radio"/>	<input type="radio"/>
Cooperation/teamwork	<input type="radio"/>	<input type="radio"/>	<input type="radio"/>	<input type="radio"/>	<input type="radio"/>	<input type="radio"/>
Problem solving	<input type="radio"/>	<input type="radio"/>	<input type="radio"/>	<input type="radio"/>	<input type="radio"/>	<input type="radio"/>
Time management	<input type="radio"/>	<input type="radio"/>	<input type="radio"/>	<input type="radio"/>	<input type="radio"/>	<input type="radio"/>
Communication skills	<input type="radio"/>	<input type="radio"/>	<input type="radio"/>	<input type="radio"/>	<input type="radio"/>	<input type="radio"/>
Professional/ethical behavior	<input type="radio"/>	<input type="radio"/>	<input type="radio"/>	<input type="radio"/>	<input type="radio"/>	<input type="radio"/>
Independent decision-making	<input type="radio"/>	<input type="radio"/>	<input type="radio"/>	<input type="radio"/>	<input type="radio"/>	<input type="radio"/>
Taking direction from a supervisor	<input type="radio"/>	<input type="radio"/>	<input type="radio"/>	<input type="radio"/>	<input type="radio"/>	<input type="radio"/>



INSTITUTE OF TECHNOLOGY

Institutional Research

Q22 Please indicate your level of satisfaction with your educational experience at OSUIT:

	Very Satisfied	Satisfied	Neutral	Dissatisfied	Very Dissatisfied	N/A
Quality of instruction	<input type="radio"/>	<input type="radio"/>	<input type="radio"/>	<input type="radio"/>	<input type="radio"/>	<input type="radio"/>
Rigor of program	<input type="radio"/>	<input type="radio"/>	<input type="radio"/>	<input type="radio"/>	<input type="radio"/>	<input type="radio"/>
Instructors' knowledge of subject area	<input type="radio"/>	<input type="radio"/>	<input type="radio"/>	<input type="radio"/>	<input type="radio"/>	<input type="radio"/>
Quality of on-campus applied learning & practical experiences	<input type="radio"/>	<input type="radio"/>	<input type="radio"/>	<input type="radio"/>	<input type="radio"/>	<input type="radio"/>
Availability of technology similar to what is used in the field	<input type="radio"/>	<input type="radio"/>	<input type="radio"/>	<input type="radio"/>	<input type="radio"/>	<input type="radio"/>
Instructors' willingness to help me meet educational goals	<input type="radio"/>	<input type="radio"/>	<input type="radio"/>	<input type="radio"/>	<input type="radio"/>	<input type="radio"/>
Instructors' willingness to help me meet career goals	<input type="radio"/>	<input type="radio"/>	<input type="radio"/>	<input type="radio"/>	<input type="radio"/>	<input type="radio"/>
Opportunities for off-campus practical experience in my chosen career field	<input type="radio"/>	<input type="radio"/>	<input type="radio"/>	<input type="radio"/>	<input type="radio"/>	<input type="radio"/>
Student club/organization associated with my program	<input type="radio"/>	<input type="radio"/>	<input type="radio"/>	<input type="radio"/>	<input type="radio"/>	<input type="radio"/>



INSTITUTE OF TECHNOLOGY

Institutional Research

Q23 Please indicate your level of agreement with the following statements:

	Strongly Agree	Agree	Neutral	Disagree	Strongly Disagree	N/A
OSUIT helped me achieve my educational goals	<input type="radio"/>	<input type="radio"/>	<input type="radio"/>	<input type="radio"/>	<input type="radio"/>	<input type="radio"/>
OSUIT helped me gain the proper skills needed for my chosen career	<input type="radio"/>	<input type="radio"/>	<input type="radio"/>	<input type="radio"/>	<input type="radio"/>	<input type="radio"/>
OSUIT provided opportunities for relevant field experience in my career field	<input type="radio"/>	<input type="radio"/>	<input type="radio"/>	<input type="radio"/>	<input type="radio"/>	<input type="radio"/>
OSUIT helped me develop contacts with industry professionals	<input type="radio"/>	<input type="radio"/>	<input type="radio"/>	<input type="radio"/>	<input type="radio"/>	<input type="radio"/>
OSUIT helped prepare me to interact with people from diverse backgrounds	<input type="radio"/>	<input type="radio"/>	<input type="radio"/>	<input type="radio"/>	<input type="radio"/>	<input type="radio"/>
I would choose to attend OSUIT again	<input type="radio"/>	<input type="radio"/>	<input type="radio"/>	<input type="radio"/>	<input type="radio"/>	<input type="radio"/>
I would recommend OSUIT to my family and friends	<input type="radio"/>	<input type="radio"/>	<input type="radio"/>	<input type="radio"/>	<input type="radio"/>	<input type="radio"/>
Overall, I am satisfied with my education from OSUIT	<input type="radio"/>	<input type="radio"/>	<input type="radio"/>	<input type="radio"/>	<input type="radio"/>	<input type="radio"/>



Q24 What are your plans for the future? (max 500 characters)

Q25 Comments? If any answers need additional explanation, or if you would like to share additional information, please use this space below. Feel free to provide suggestions for improvement. We appreciate your feedback! (max 1,000 characters)

Q30 Thank you for sharing your feedback with us.
Keep up with alumni information at www.go.osuit.edu/alumni