



***INSTITUTE OF
TECHNOLOGY***

Graduation Survey Report
Summer 2017-Spring 2018

August 3, 2018

Oklahoma State University Institute of Technology
Okmulgee, Oklahoma

Office of Institutional Research

Graduation Survey Report 2017-2018

NOTE: As of the beginning of the 2018-2019 academic year, the *Graduate Exit Interview* (GEI) is being formally renamed the *Graduation Survey*; this is due in part to students and well-meaning informants confusing the Graduate Exit Interview (GEI) with *Exit Counseling* through Student Financial Services.

The Administrative Assistant in each academic school reminds graduating students to complete the Graduation Survey prior to graduation, but no earlier than necessary; the OSUIT Office of Institutional Research prefers administration during the last two weeks of school. Because of OSUIT's three-semester graduation schedule, administration of the Graduation Survey occurs continuously throughout the year as students prepare to graduate. This report focuses on results from students graduating during academic year 2017-2018 (summer semester 2017 through spring semester 2018).

The Graduation Survey updates the forwarding contact information of graduating students before they leave (see Appendix C for a copy of the survey); it includes items about graduates' immediate plans, including placement, as well as current and anticipated job-seeking outcomes. Once graduating students complete the contact and placement information, the survey continues with scales for rating academic and non-academic services giving graduates the opportunity to provide feedback on their educational experiences. Administrators of each academic school receive contact information and placement data, while satisfaction scale ratings remain in the Office of Institutional Research for analysis, aggregation, and inclusion in the current report.

Six-hundred-and-nine (609) students earned 655 degrees (see tables 1 and 2) between summer 2017 and spring 2018; of these, 566 graduated with one degree, 41 graduated with two degrees, one graduated with three degrees, and another graduated with four degrees during the academic year. Among these degree earners, 429 filled out the survey for a 70.4 percent response rate—above the targeted knowledge rate of 65 percent as recommended by the National Association of Colleges and Employers (2014), but well below the 83.9 percent response rate achieved last year.

Table 1: Degrees conferred by division/school.

Division/School	Summer 2017	Fall 2017	Spring 2018	Degrees Conferred
Arts & Sciences	30	30	31	91
Automotive	58	0	0	58
Construction	57	23	27	107
Culinary Arts	8	11	5	24
Diesel & Heavy Equipment	43	0	4	47
Energy	28	6	8	42
Engineering	39	30	37	106
Information Technologies	32	25	30	87
Nursing & Health Sciences	6	21	37	64
Visual Communications	7	21	1	29
Total	308	167	180	655

Table 2: Degrees conferred by degree type.

Degree	Summer 2017	Fall 2017	Spring 2018	Conferred Total
Assoc. of Applied Science	235	113	131	479
Assoc. of Science	41	33	29	103
Bachelor of Technology	32	21	20	73
Total	308	167	180	655

PLACEMENT AND SALARY DATA

Of the 429 graduating students who filled out the Graduation Survey, all provided placement data (see Appendix A for placement data by academic school); 79.3 percent either had a job lined up, were continuing their education, were entering military service, or a combination of these. On the other hand, 16.6 percent were seeking employment, while 4.2 percent were not seeking employment (Figure 1). Almost half of the graduates (49.9%) provided salary data (see Appendix B for salary ranges by academic school). Although reported pay ranges indicate that some graduates were likely responding as part-time employees, starting pay for most graduating students was respectable with the median pay range for 2017-2018 respondents between \$40,000 and \$44,999 (Figure 2). A list of organizations hiring OSUIT graduates is presented on pages 3-4.

Figure 1.

Answer	Count	Percent
I have accepted a job in my field of study	261	60.84%
I have accepted a job in an unrelated field	8	1.86%
I am self-employed in my field of study	2	0.47%
I am self-employed, but in an unrelated field	0	0.00%
I am continuing my education at OSUIT	49	11.42%
I am transferring to another college or university	20	4.66%
I am or will be serving full-time in the military	0	0.00%
I am currently seeking employment	71	16.55%
I am not seeking employment at this time	18	4.20%
Total	429	100.00%

Figure 2. Graduates reporting starting pay (n=214)

Answer	Count	Percent
\$100,000 or more	2	0.93%
\$95,000-\$99,999	0	0.00%
\$90,000-\$94,999	0	0.00%
\$85,000-\$89,999	2	0.93%
\$80,000-\$84,999	3	1.40%
\$75,000-\$79,999	3	1.40%
\$70,000-\$74,999	6	2.80%
\$65,000-\$69,999	4	1.87%
\$60,000-\$64,999	8	3.74%
\$55,000-\$59,999	19	8.88%
\$50,000-\$54,999	24	11.21%
\$45,000-\$49,999	24	11.21%
\$40,000-\$44,999	35	16.36%
\$35,000-\$39,999	20	9.35%
\$30,000-\$34,999	17	7.94%
\$25,000-\$29,999	13	6.07%
\$20,000-\$24,999	15	7.01%
\$15,000-\$19,999	11	5.14%
Less than \$15,000*	8	3.74%
Total	214	100%

Bars represent ratio of responses relative to the number of respondents in the largest category.
 Percentages represent the ratio of responses to the number of respondents reporting salary data.
 *Note: Below federal minimum wage for full-time (40 hour/week) annual pay.

ORGANIZATIONS EMPLOYING OSUIT 2017-2018 GRADUATES:

A1 Auto Body	CornerStone Hospital	Kinder Morgan
AAB Engineering, LLC	Crossland Construction Co.	Kirby-Smith Machinery
AAON	Crossland Heavy Contractors	Koch Nitrogen Company
Advanced Orthotics & Prosthetics	Crown Autoworld	Krueger International
American Electric Power (AEP)	Cummins Chrysler Jeep Dodge Ram	L3 / AMI
Public Service of Oklahoma	Cummins Ford	Landes Engineering
Ahead Network Techs	Cynergy	Laurel Medical Solutions
Air Assurance	Cypress Energy Partners	LENNOX International
Air Comfort Inc.	David Stanley Dodge	Lennox NAS
Air Service Management	Dental Prosthetic Services	Lexus of Tulsa
Airco	Diversified Services	Light tower rentals
Airgas	Doenges Family of Autos	Linetec Services
Alfalfa Electric Company Services	DXC Technologies	Lithko Contracting
American Castings, LLC.	Eagle Redi mix	Ludger's Catering
American Foundry Group	Eaglecrest Automotive	Lyle Machinery
Atlas Construction Group	Ed Wallace Ford	Magellan Midstream Partners
Automedic	Eklund Heat and Air	Manhattan Construction
Bodean Seafood	Enable Midstream Partners	Manhattan Construction Company
Braums Inc.	Flex-N-Gate	Mattie Janes on Main
Building and Earth	Foley Equipment	McAlester Hospital
Butterfield Buffet	Foley Equipment	McElroys Automotive
C&C Inc	Frost Air Services	McKay Ford
Canadian Valley Electric Cooperative	G.W. Van Keppel Co.	Mel Hamblen Ford
Cancer Treatment Centers of America	Glover Paint and Body	MESA
Carl Albert State College	Google	MHC Kenworth
Carpenter	Graco Roofing and Construction	Midwest Superstore
Cartec Automotive Services	Grand River Dam Authority	Midwestern Electrical Contractor
CDM Resource Management	Gravity Oilfield Services	Murphy Hoffman Company
CEC Corperation	Green County Mitsubishi	Muskogee Creek Nation Medical Center
Cedar Ridge Country Club	Guckenheimer Food Service	Muskogee Public Schools
Central Tech	Halliburton	Mustang Cat
CES	Head and Enquist Equipment	Nexgen Construction, LLC
Charles Allen Ford	Hillcrest	Northeast Oklahoma Electric Cooperative
Check Engine, LLC	Hillcrest Medical Center	OG&E
Chickasaw Nation Industries	Hillcrest South	Oil Capital Electric
Child's Nutrition	HRA OK Engineering	Oklahoma Chiller Corporation
Choctaw Health Service Authority	Hudiburg Toyota	Oklahoma City Golf and Country Club
Chris Nikel Collisiom	Insight Global	Oklahoma Heart Institute
Chris Nikel Chrysler Jeep Dodge Ram	J. A. Riggs Tractor Co.	Oklahoma Heart Institute
Citizen Potawatomi Nation	J. Pauley Toyota	Oklahoma School for the Blind
City Body	J.A. Riggs Caterpillar	Oklahoma State University
City of Norman	James Hodge Ford	Oncor
City of Siloam Springs Electrical Department	Janzen Toyota	Orchids Paper Products
City of Siloam Springs Electrical Department	Joe's	OSUIT Pryor/MAIP
Collision Works of Edmond	Johnson Controls	Panzanos
CommunityCare HMO	Johnson Controls	Patriot Prosthetics
	J-W Power	
	Kimberly Clark	

Paycom	Seminole Ford	The Williams Center
Phillips 66	Shoney's	TMK Ipsco
Phillips 66	Sofidel America	Trojan Tire & Automotive
Prairie Brewpub	Southern Cathodic Protection	True Digital Security
Pump and Motor Works	Southern Hills Country Club	Tulsa Heaters Inc.
RAE Corporation	Southwestern Power Administration	Tyson
Red Dog Construction	Southwestern Power Administration	United Mechanical
Red River Ford	Specialty Prosthetics and Orthotics of Tulsa	United States Postal Service
Red River Valley	St John Medical Center	Universal Plant Services
Reno Paint & Body	Stage Restaurant Group	University of Oklahoma
Resource One	Supplier Solutions	Verizon Business
River Spirit Casino and Resort	Swinerton Builders	Vermeer Texas - Louisiana
Riverside Autoplex	Team BlackSheep Avionics Co. Ltd.	Wallace Engineering
RTS Enterprises	Terracon	Warren CAT
Rusty Eck Ford	The Tavern	Weyerhaeuser
S and R Compression		Weyerhaeuser
Saint Francis Heath System		Williams Corp.
Sean Cooper Construction		Wylie Sprayers

Survey Scales

Four scales (tables 3-8) were used to determine levels of satisfaction among graduating students in areas of *Academics*, *Campus Services*, *Student Services*, and *Overall Satisfaction*; all were administered with a five-point scale ranging from 1 = *Very Dissatisfied* to 5 = *Very Satisfied* or 1 = *Strongly Disagree* to 5 = *Strongly Agree*. Also included was a scale on *Student Life Activities* to examine student engagement in sponsored extracurricular activities. Unlike the other scales, which report average scaled responses, the Student Life Engagement scale is characterized by a frequency distribution summarizing the accumulation of endorsements representing participation in the activities listed. Three summary items were included in the *Overall Satisfaction* scale; these items are common in many instruments measuring satisfaction. In the current report, tables show the results for graduates of the current year with frequencies for each item anchor and including frequencies of *Not applicable* and *Did not answer* when appropriate. The results tables comparing the most recent five years (tables 9-14) show trend lines from the weighted averages of responses. The weighted averages take into account only the students who responded to an item; nonresponses and “not applicable” responses carry no weight and were excluded from the weighted averages.

Satisfaction with Academic Program. Graduates reported improved satisfaction with all items related to academic programs over the previous year (see tables 3 and 9). Graduating students reported highest satisfaction with the *Professionalism of Instructors* (4.30) and *Advisement on Career Matters* (4.31). No item fell below the 4.0 weighted average associated with the scale anchor “Satisfied”.

Satisfaction with Campus Services. Satisfaction with campus services was mixed for the current year (see tables 4 and 10). Highest satisfaction ratings were reported for Campus Security (4.02) and the Health Center/Infirmary (4.0). Satisfaction with *Campus Housing* (3.40) and the Post Office (3.40) received the lowest satisfaction ratings in this category. Campus Security showed the greatest increase in satisfaction among graduating students over the previous year.

Satisfaction with Student Services. Most areas of Student Services were relatively stable with regard to satisfaction among graduating students from 2016-2017 through the current year. The highest satisfaction rating was reported for *Library Services* (4.07). Student Financial Services and Admissions/Recruitment showed improvement in satisfaction (tables 5 and 11) in the current year.

Extracurricular Activities. Reported frequency of participation in Extracurricular Activities improved in three areas: Student Clubs, Free Food Events, and Seasonal Festivals (see tables 6 and 12). Intramural Sports showed the least participation (1.72, “Seldom”), while Student Clubs showed the most participation (2.16, “Occasionally”). Remember, however, that these activities or events were not rated in terms of satisfaction, merely on participation. Opportunities for participation may have been affected in some measure by class schedules, internships, and resident/commuter status.

General Feedback. Graduates reported a slight increase in agreement with all items in this scale from the previous year. The items “OSUIT helped me achieve my educational goals”, “OSUIT provided opportunities for hands-on experience in my chosen career field”, and “OSUIT helped me gain the proper skills needed for my chosen career” showed the highest level of agreement for graduating students. The item, “OSUIT helped me build contacts with industry professionals” remains consistently lowest, though some increase in agreement with the statement this year was evident. The item “OSUIT helped prepare me to interact with people from diverse backgrounds” showed a decline this year (see tables 7 and 13).

Summary Items. There was an increase in agreement with all three summary items (see tables 8 and 14). Graduating students report their highest level of agreement with the summary item “Overall, I am satisfied with my college experience at OSUIT” (4.05) followed by “I would recommend OSUIT to my friends and family” (3.99) and “I would choose to attend OSUIT again” (3.93).

Following are tabled and graphic results for each of the scales. Tables 3-8 show results for the current year (academic year 2017-2018); tables 9-14 present five-years of trends for academic years 2013-2014 through 2017-2018.

Table 3. SATISFACTION WITH ACADEMIC PROGRAM (2017-2018 academic year)													
"Please indicate your satisfaction with your Academic Program at OSUIT."	1 Very Dissatisfied		2 Dissatisfied		3 Neutral		4 Satisfied		5 Very Satisfied		No Answer		
	count	percent	count	percent	count	percent	count	percent	count	percent	count	percent	
(a) Professionalism of instructors	7	1.63%	4	0.93%	45	10.49%	166	38.69%	203	47.32%	4	0.93%	
(b) Quality of instructors' communication with students	8	1.86%	12	2.80%	53	12.35%	163	38.00%	189	44.06%	4	0.93%	
(c) Quality of instructors in General Education (ex., math, writing, history courses)	8	1.86%	13	3.03%	73	17.02%	169	39.39%	162	37.76%	4	0.93%	
(d) Quality of instructors in my major program of study	9	2.10%	18	4.20%	39	9.09%	144	33.57%	214	49.88%	5	1.17%	
(e) Advisement I received on my degree requirements	8	1.86%	5	1.17%	57	13.29%	132	30.77%	223	51.98%	4	0.93%	
(f) Advisement I received on career matters	10	2.33%	11	2.56%	71	16.55%	140	32.63%	193	44.99%	4	0.93%	
(g) Opportunities for practical experience in my chosen career field	12	2.80%	15	3.50%	54	12.59%	144	33.57%	199	46.39%	5	1.17%	
(h) Student organization associated with my program	9	2.10%	5	1.17%	99	23.08%	150	34.97%	162	37.76%	4	0.93%	

Table 4. SATISFACTION WITH CAMPUS SERVICES (2017-2018 academic year)														
Please indicate your satisfaction with Campus Services at OSUIT.	1 Very Dissatisfied		2 Dissatisfied		3 Neutral		4 Satisfied		5 Very Satisfied		0 Not applicable		No Answer	
	count	percent	count	percent	count	percent	count	percent	count	percent	count	percent	count	percent
(a) Bookstore	18	4.20%	19	4.43%	92	21.45%	142	33.10%	133	31.00%	21	4.90%	4	0.93%
(b) C-Store	10	2.33%	6	1.40%	73	17.02%	95	22.14%	113	26.34%	127	29.60%	5	1.17%
(c) Cafeteria	22	5.13%	17	3.96%	75	17.48%	116	27.04%	123	28.67%	71	16.55%	5	1.17%
(d) Campus Housing	24	5.59%	24	5.59%	73	17.02%	73	17.02%	61	14.22%	169	39.39%	5	1.17%
(e) Child Care Center	21	4.90%	27	6.29%	97	22.61%	87	20.28%	91	21.21%	102	23.78%	4	0.93%
(f) Copy Center	4	0.93%	1	0.23%	76	17.72%	36	8.39%	42	9.79%	266	62.00%	4	0.93%
(g) Covelle Hall - Wellness Center	8	1.86%	3	0.70%	83	19.35%	81	18.88%	80	18.65%	170	39.63%	4	0.93%
(h) Health Center/Infirmary	4	0.93%	6	1.40%	68	15.85%	120	27.97%	113	26.34%	114	26.57%	4	0.93%
(i) Parking	6	1.40%	9	2.10%	81	18.88%	74	17.25%	64	14.92%	190	44.29%	5	1.17%
(j) Post Office	47	10.96%	49	11.42%	76	17.72%	126	29.37%	96	22.38%	31	7.23%	4	0.93%
(k) Campus Security	1	0.23%	0	0.00%	69	16.08%	75	17.48%	96	22.38%	184	42.89%	4	0.93%

Table 5. SATISFACTION WITH STUDENT SERVICES (2017-2018 academic year)														
Please indicate your satisfaction with the Student Services department at OSUIT.	1 Very Dissatisfied		2 Dissatisfied		3 Neutral		4 Satisfied		5 Very Satisfied		0 Not applicable		No Answer	
	count	percent	count	percent	count	percent	count	percent	count	percent	count	percent	count	percent
	(a) Admissions/ Recruitment	11	2.56%	11	2.56%	99	23.08%	154	35.90%	125	29.14%	25	5.83%	4
(b) Assessment Center	8	1.86%	3	0.70%	94	21.91%	118	27.51%	116	27.04%	86	20.05%	4	0.93%
(c) Bursar's Office	19	4.43%	27	6.29%	83	19.35%	158	36.83%	129	30.07%	10	2.33%	3	0.70%
(d) Counseling Services (added 2015)	7	1.63%	5	1.17%	77	17.95%	86	20.05%	90	20.98%	159	37.06%	5	1.17%
(e) LASSO Center (tutoring services)	9	2.10%	5	1.17%	73	17.02%	90	20.98%	99	23.08%	149	34.73%	4	0.93%
(f) Library Services	6	1.40%	4	0.93%	78	18.18%	133	31.00%	146	34.03%	59	13.75%	3	0.70%
(g) Registrar's Office/ Enrollment	15	3.50%	16	3.73%	83	19.35%	153	35.66%	139	32.40%	20	4.66%	3	0.70%
(h) Student Financial Services	33	7.69%	28	6.53%	76	17.72%	121	28.21%	124	28.90%	43	10.02%	4	0.93%

Table 6. EXTRACURRICULAR ACTIVITES (2017-2018 academic year)												
How often did you participate in these extracurricular activities?	1 Never		2 Seldom		3 Occasionally		4 Usually		5 Always		No Answer	
	count	percent	count	percent	count	percent	count	percent	count	percent	count	percent
	(a) Free Food Events (Welcome Back Lunch, Moonlight Breakfast, etc.)	201	46.85%	74	17.25%	76	17.72%	55	12.82%	20	4.66%	3
(b) Intramural Sports	273	63.64%	49	11.42%	60	13.99%	31	7.23%	11	2.56%	5	1.17%
(c) Seasonal Festivals (CarniFall, SpringFest, etc.)	218	50.82%	58	13.52%	87	20.28%	41	9.56%	22	5.13%	3	0.70%
(d) Student Clubs (all clubs including SGA/Student Senate and Phi Theta Kappa)	221	51.52%	49	11.42%	63	14.69%	53	12.35%	40	9.32%	3	0.70%
(e) Student Life sponsored free activities (Free Movie Night, Free Massages, etc.)	215	50.12%	56	13.05%	88	20.51%	43	10.02%	22	5.13%	5	1.17%

Table 7. GENERAL FEEDBACK (2017-2018 academic year)												
"Please indicate the extent to which you agree with the following statements."	1 Strongly Disagree		2 Disagree		3 Neutral		4 Agree		5 Strongly Agree		No Answer	
	count	percent	count	percent	count	percent	count	percent	count	percent	count	percent
(a) OSUIT helped me gain the proper skills needed for my chosen career.	9	2.10%	11	2.56%	72	16.78%	196	45.69%	137	31.93%	4	0.93%
(b) OSUIT provided opportunities for hands-on experience in my chosen career field.	11	2.56%	13	3.03%	71	16.55%	179	41.72%	151	35.20%	4	0.93%
(c) OSUIT helped me build contacts with industry professionals.	18	4.20%	30	6.99%	106	24.71%	147	34.27%	124	28.90%	4	0.93%
(d) OSUIT helped prepare me to interact with people from diverse backgrounds.	12	2.80%	16	3.73%	108	25.17%	178	41.49%	111	25.87%	4	0.93%
(e) OSUIT helped me achieve my educational goals.	11	2.56%	9	2.10%	69	16.08%	185	43.12%	151	35.20%	4	0.93%

Table 8. SUMMARY ITEMS (2017-2018 academic year)												
"Please indicate the extent to which you agree with the following statements."	1 Strongly Disagree		2 Disagree		3 Neutral		4 Agree		5 Strongly Agree		No Answer	
	count	percent	count	percent	count	percent	count	percent	count	percent	count	percent
(f) I would choose to attend OSUIT again.	21	4.90%	20	4.66%	81	18.88%	149	34.73%	155	36.13%	3	0.70%
(g) I would recommend OSUIT to my friends and family.	17	3.96%	18	4.20%	73	17.02%	162	37.76%	155	36.13%	4	0.93%
(h) Overall, I am satisfied with my college experience at OSUIT.	11	2.56%	16	3.73%	72	16.78%	167	38.93%	160	37.30%	3	0.70%

Table 9. SATISFACTION WITH ACADEMIC PROGRAM (2017-2018 academic year)						
"Please indicate your satisfaction with your Academic Program at OSUIT."	2014	2015	2016	2017	2018	5-year Trend
(a) Professionalism of instructors	4.24	4.38	3.60	4.19	4.30	
(b) Quality of instructors' communication with students	4.18	4.26	3.99	4.09	4.21	
(c) Quality of instructors in General Education (ex., math, writing, history courses)	4.16	4.16	4.00	4.07	4.09	
(d) Quality of instructors in my major program of study	4.25	4.41	4.24	4.17	4.26	
(e) Advisement I received on my degree requirements	4.21	4.38	4.15	4.19	4.31	
(f) Advisement I received on career matters	3.98	4.18	4.01	4.01	4.16	
(g) Opportunities for practical experience in my chosen career field	4.12	4.24	4.10	4.01	4.19	
(h) Student organization associated with my program	4.00	3.92	4.20	3.84	4.06	

Table 10. SATISFACTION WITH CAMPUS SERVICES (2017-2018 academic year)						
Please indicate your satisfaction with Campus Services at OSUIT.	2014	2015	2016	2017	2018	5-year Trend
(a) Bookstore	4.00	4.00	3.61	4.12	3.83	
(b) C-Store	4.01	4.10	3.16	3.99	3.91	
(c) Cafeteria	3.78	3.63	3.47	3.74	3.79	
(d) Campus Housing	3.53	3.29	3.76	3.46	3.40	
(e) Child Care Center	3.49	3.58	3.48	3.52	3.56	
(f) Copy Center	3.83	3.81	3.25	3.54	3.59	
(g) Covelle Hall - Wellness Center	4.07	4.10	3.49	3.86	3.80	
(h) Health Center/Infirmary	3.89	3.86	3.27	3.98	4.00	
(i) Parking	3.53	3.19	3.46	3.73	3.68	
(j) Post Office	3.90	4.00	3.75	3.35	3.40	
(k) Campus Security	3.87	3.57	3.74	3.94	4.02	

Table 11. SATISFACTION WITH STUDENT SERVICES (2017-2018 academic year)						
Please indicate your satisfaction with the Student Services department at OSUIT.	2014	2015	2016	2017	2018	5-year Trend
	(a) Admissions/ Recruitment	4.03	4.12	3.62	3.85	
(b) Assessment Center	4.05	4.13	3.83	3.92	3.92	
(c) Bursar's Office	4.22	4.22	3.91	3.86	3.81	
(d) Counseling Services (added in 2015)		3.97	3.58	3.86	3.85	
(e) LASSO Center (tutoring services)	4.21	4.05	3.51	3.93	3.89	
(f) Library Services	4.18	4.28	3.86	4.17	4.07	
(g) Registrar's Office/ Enrollment	4.00	4.19	3.71	3.98	3.91	
(h) Student Financial Services	4.08	4.04	3.85	3.60	3.67	

Table 12. EXTRACURRICULAR ACTIVITIES (2017-2018 academic year)						
How often did you participate in these extracurricular activities?	2014	2015	2016	2017	2018	5-year Trend
	(a) Free Food Events (Welcome Back Lunch, Moonlight Breakfast, etc.)	2.06	2.40	2.40	2.03	
(b) Intramural Sports	1.60	1.87	2.29	1.93	1.72	
(c) Seasonal Festivals (CarniFall, SpringFest, etc.)	2.07	2.19	2.35	2.00	2.04	
(d) Student Clubs (all clubs including SGA/Student Senate and Phi Theta Kappa)	2.26	2.19	1.95	1.66	2.16	
(e) Student Life sponsored free activities (Free Movie Night, Free Massages, etc.)	2.12	2.17	2.58	2.11	2.06	

Table 13. GENERAL FEEDBACK (2017-2018 academic year)						
"Please indicate the extent to which you agree with the following statements."	2014	2015	2016	2017	2018	5-year Trend
(a) OSUIT helped me gain the proper skills needed for my chosen career.	4.30	4.19	4.12	3.99	4.04	
(b) OSUIT provided opportunities for hands-on experience in my chosen career field.	4.20	4.13	3.89	3.97	4.05	
(c) OSUIT helped me build contacts with industry professionals.	3.79	3.87	3.75	3.74	3.77	
(d) OSUIT helped prepare me to interact with people from diverse backgrounds.	3.96	3.97	4.01	3.77	3.85	
(e) OSUIT helped me achieve my educational goals.	4.30	4.27	4.04	4.04	4.07	

Table 14. SUMMARY ITEMS (2017-2018 academic year)						
"Please indicate the extent to which you agree with the following statements."	2014	2015	2016	2017	2018	5-year Trend
(f) I would choose to attend OSUIT again.	4.11	4.11	4.08	3.89	3.93	
(g) I would recommend OSUIT to my friends and family.	4.21	4.19	4.04	3.94	3.99	
(h) Overall, I am satisfied with my college experience at OSUIT.	4.26	4.22	3.95	3.99	4.05	

Respectfully,
 Curtis Miller, Analyst
 OSUIT Office of Institutional Research

References

NACE: National Association of Colleges and Employers (January 2014). *Standards and protocols for the collection and dissemination of graduating student initial career outcomes information for undergraduates*. Retrieved from www.nacweb.org.

APPENDIX A:
Placement Rates by Academic Division/School

Arts & Sciences

Placement	count	percent	
I have accepted a job in my field of study	0	0.00%	
I have accepted a job in an unrelated field	0	0.00%	
I am self-employed in my field of study	0	0.00%	
I am self-employed, but in an unrelated field	0	0.00%	
I am continuing my education at OSUIT	5	18.52%	
I am transferring to another college or university	14	51.85%	
I am or will be serving full-time in the military	0	0.00%	
I am currently seeking employment	5	18.52%	
I am not seeking employment at this time	3	11.11%	
Total	27	100.00%	

Automotive

Placement	count	percent	
I have accepted a job in my field of study	37	90.24%	
I have accepted a job in an unrelated field	0	0.00%	
I am self-employed in my field of study	0	0.00%	
I am self-employed, but in an unrelated field	0	0.00%	
I am continuing my education at OSUIT	0	0.00%	
I am transferring to another college or university	0	0.00%	
I am or will be serving full-time in the military	0	0.00%	
I am currently seeking employment	2	4.88%	
I am not seeking employment at this time	2	4.88%	
Total	41	100.00%	





Construction

Placement	count	percent	
I have accepted a job in my field of study	74	70.48%	
I have accepted a job in an unrelated field	2	1.90%	
I am self-employed in my field of study	2	1.90%	
I am self-employed, but in an unrelated field	0	0.00%	
I am continuing my education at OSUIT	2	1.90%	
I am transferring to another college or university	0	0.00%	
I am or will be serving full-time in the military	0	0.00%	
I am currently seeking employment	22	20.95%	
I am not seeking employment at this time	3	2.86%	
Total	105	100.00%	






Culinary Arts

Placement	count	percent	
I have accepted a job in my field of study	21	84.00%	
I have accepted a job in an unrelated field	0	0.00%	
I am self-employed in my field of study	0	0.00%	
I am self-employed, but in an unrelated field	0	0.00%	
I am continuing my education at OSUIT	0	0.00%	
I am transferring to another college or university	0	0.00%	
I am or will be serving full-time in the military	0	0.00%	
I am currently seeking employment	2	8.00%	
I am not seeking employment at this time	2	8.00%	
Total	25	100.00%	







Diesel & Heavy Equipment

Placement	count	percent	
I have accepted a job in my field of study	22	91.67%	
I have accepted a job in an unrelated field	0	0.00%	
I am self-employed in my field of study	0	0.00%	
I am self-employed, but in an unrelated field	0	0.00%	
I am continuing my education at OSUIT	0	0.00%	
I am transferring to another college or university	1	4.17%	
I am or will be serving full-time in the military	0	0.00%	
I am currently seeking employment	1	4.17%	
I am not seeking employment at this time	0	0.00%	
Total	24	100.00%	








Energy

Placement	count	percent	
I have accepted a job in my field of study	22	78.57%	
I have accepted a job in an unrelated field	1	3.57%	
I am self-employed in my field of study	0	0.00%	
I am self-employed, but in an unrelated field	0	0.00%	
I am continuing my education at OSUIT	0	0.00%	
I am transferring to another college or university	1	3.57%	
I am or will be serving full-time in the military	0	0.00%	
I am currently seeking employment	4	14.29%	
I am not seeking employment at this time	0	0.00%	
Total	28	100.00%	








Engineering

Placement	count	percent	
I have accepted a job in my field of study	38	64.41%	
I have accepted a job in an unrelated field	0	0.00%	
I am self-employed in my field of study	0	0.00%	
I am self-employed, but in an unrelated field	0	0.00%	
I am continuing my education at OSUIT	10	16.95%	
I am transferring to another college or university	1	1.69%	
I am or will be serving full-time in the military	0	0.00%	
I am currently seeking employment	9	15.25%	
I am not seeking employment at this time	1	1.69%	
Total	59	100.00%	




Information Technologies

Placement	count	percent	
I have accepted a job in my field of study	22	28.95%	
I have accepted a job in an unrelated field	3	3.95%	
I am self-employed in my field of study	0	0.00%	
I am self-employed, but in an unrelated field	0	0.00%	
I am continuing my education at OSUIT	31	40.79%	
I am transferring to another college or university	1	1.32%	
I am or will be serving full-time in the military	0	0.00%	
I am currently seeking employment	13	17.11%	
I am not seeking employment at this time	6	7.89%	
Total	76	100.00%	

Nursing and Health Sciences

Placement	count	percent	
I have accepted a job in my field of study	24	61.54%	
I have accepted a job in an unrelated field	2	5.13%	
I am self-employed in my field of study	0	0.00%	
I am self-employed, but in an unrelated field	0	0.00%	
I am continuing my education at OSUIT	1	2.56%	
I am transferring to another college or university	2	5.13%	
I am or will be serving full-time in the military	0	0.00%	
I am currently seeking employment	9	23.08%	
I am not seeking employment at this time	1	2.56%	
Total	39	100.00%	

Visual Communications

Placement	count	percent	
I have accepted a job in my field of study	1	20.00%	
I have accepted a job in an unrelated field	0	0.00%	
I am self-employed in my field of study	0	0.00%	
I am self-employed, but in an unrelated field	0	0.00%	
I am continuing my education at OSUIT	0	0.00%	
I am transferring to another college or university	0	0.00%	
I am or will be serving full-time in the military	0	0.00%	
I am currently seeking employment	4	80.00%	
I am not seeking employment at this time	0	0.00%	
Total	5	100.00%	

APPENDIX B:
Salary Ranges by Academic School

Arts & Sciences

Salary Ranges	count	percent	
Less than \$15,000*	0	0.00%	
\$15,000-\$19,999	0	0.00%	
\$20,000-\$24,999	0	0.00%	
\$25,000-\$29,999	0	0.00%	
\$30,000-\$34,999	0	0.00%	
\$35,000-\$39,999	0	0.00%	
\$40,000-\$44,999	0	0.00%	
\$45,000-\$49,999	0	0.00%	
\$50,000-\$54,999	0	0.00%	
\$55,000-\$59,999	0	0.00%	
\$60,000-\$64,999	0	0.00%	
\$65,000-\$69,999	0	0.00%	
\$70,000-\$74,999	0	0.00%	
\$75,000-\$79,999	0	0.00%	
\$80,000-\$84,999	0	0.00%	
\$85,000-\$89,999	0	0.00%	
\$90,000-\$94,999	0	0.00%	
\$95,000-\$99,999	0	0.00%	
\$100,000 or more	0	0.00%	
No Answer	27	100.00%	
Total	27	100.00%	

*Note: Below federal minimum wage for full-time yearly pay.

Automotive

Salary Ranges	count	percent	
Less than \$15,000*	4	9.76%	
\$15,000-\$19,999	5	12.20%	
\$20,000-\$24,999	6	14.63%	
\$25,000-\$29,999	2	4.88%	
\$30,000-\$34,999	0	0.00%	
\$35,000-\$39,999	1	2.44%	
\$40,000-\$44,999	2	4.88%	
\$45,000-\$49,999	3	7.32%	
\$50,000-\$54,999	2	4.88%	
\$55,000-\$59,999	1	2.44%	
\$60,000-\$64,999	0	0.00%	
\$65,000-\$69,999	1	2.44%	
\$70,000-\$74,999	0	0.00%	
\$75,000-\$79,999	1	2.44%	
\$80,000-\$84,999	1	2.44%	
\$85,000-\$89,999	0	0.00%	
\$90,000-\$94,999	0	0.00%	
\$95,000-\$99,999	0	0.00%	
\$100,000 or more	2	4.88%	
No Answer	10	24.39%	
Total	41	100.00%	

*Note: Below federal minimum wage for full-time yearly pay.

Construction

Salary Ranges	count	percent	
Less than \$15,000*	1	0.95%	
\$15,000-\$19,999	0	0.00%	
\$20,000-\$24,999	1	0.95%	
\$25,000-\$29,999	3	2.86%	
\$30,000-\$34,999	4	3.81%	
\$35,000-\$39,999	5	4.76%	
\$40,000-\$44,999	17	16.19%	
\$45,000-\$49,999	10	9.52%	
\$50,000-\$54,999	10	9.52%	
\$55,000-\$59,999	6	5.71%	
\$60,000-\$64,999	4	3.81%	
\$65,000-\$69,999	2	1.90%	
\$70,000-\$74,999	0	0.00%	
\$75,000-\$79,999	0	0.00%	
\$80,000-\$84,999	1	0.95%	
\$85,000-\$89,999	1	0.95%	
\$90,000-\$94,999	0	0.00%	
\$95,000-\$99,999	0	0.00%	
\$100,000 or more	0	0.00%	
No Answer	40	38.10%	
Total	105	100.00%	









*Note: Below federal minimum wage for full-time yearly pay.

Culinary Arts

Salary Ranges	count	percent	
Less than \$15,000*	2	8.00%	
\$15,000-\$19,999	4	16.00%	
\$20,000-\$24,999	4	16.00%	
\$25,000-\$29,999	1	4.00%	
\$30,000-\$34,999	3	12.00%	
\$35,000-\$39,999	1	4.00%	
\$40,000-\$44,999	0	0.00%	
\$45,000-\$49,999	0	0.00%	
\$50,000-\$54,999	0	0.00%	
\$55,000-\$59,999	0	0.00%	
\$60,000-\$64,999	0	0.00%	
\$65,000-\$69,999	0	0.00%	
\$70,000-\$74,999	0	0.00%	
\$75,000-\$79,999	0	0.00%	
\$80,000-\$84,999	0	0.00%	
\$85,000-\$89,999	0	0.00%	
\$90,000-\$94,999	0	0.00%	
\$95,000-\$99,999	0	0.00%	
\$100,000 or more	0	0.00%	
No Answer	10	40.00%	
Total	25	100.00%	












*Note: Below federal minimum wage for full-time yearly pay.

Diesel & Heavy Equipment

Salary Ranges	count	percent	
Less than \$15,000*	1	4.17%	
\$15,000-\$19,999	1	4.17%	
\$20,000-\$24,999	0	0.00%	
\$25,000-\$29,999	0	0.00%	
\$30,000-\$34,999	0	0.00%	
\$35,000-\$39,999	9	37.50%	
\$40,000-\$44,999	2	8.33%	
\$45,000-\$49,999	0	0.00%	
\$50,000-\$54,999	1	4.17%	
\$55,000-\$59,999	0	0.00%	
\$60,000-\$64,999	0	0.00%	
\$65,000-\$69,999	0	0.00%	
\$70,000-\$74,999	1	4.17%	
\$75,000-\$79,999	0	0.00%	
\$80,000-\$84,999	0	0.00%	
\$85,000-\$89,999	0	0.00%	
\$90,000-\$94,999	0	0.00%	
\$95,000-\$99,999	0	0.00%	
\$100,000 or more	0	0.00%	
No Answer	9	37.50%	
Total	24	100.00%	












*Note: Below federal minimum wage for full-time yearly pay.

Energy

Salary Ranges	count	percent	
Less than \$15,000*	0	0.00%	
\$15,000-\$19,999	0	0.00%	
\$20,000-\$24,999	0	0.00%	
\$25,000-\$29,999	0	0.00%	
\$30,000-\$34,999	0	0.00%	
\$35,000-\$39,999	1	3.57%	
\$40,000-\$44,999	4	14.29%	
\$45,000-\$49,999	2	7.14%	
\$50,000-\$54,999	2	7.14%	
\$55,000-\$59,999	2	7.14%	
\$60,000-\$64,999	1	3.57%	
\$65,000-\$69,999	0	0.00%	
\$70,000-\$74,999	1	3.57%	
\$75,000-\$79,999	2	7.14%	
\$80,000-\$84,999	0	0.00%	
\$85,000-\$89,999	1	3.57%	
\$90,000-\$94,999	0	0.00%	
\$95,000-\$99,999	0	0.00%	
\$100,000 or more	0	0.00%	
No Answer	12	42.86%	
Total	28	100.00%	













*Note: Below federal minimum wage for full-time yearly pay.

Engineering

Salary Ranges	count	percent	
Less than \$15,000*	0	0.00%	
\$15,000-\$19,999	0	0.00%	
\$20,000-\$24,999	0	0.00%	
\$25,000-\$29,999	4	6.78%	
\$30,000-\$34,999	8	13.56%	
\$35,000-\$39,999	2	3.39%	
\$40,000-\$44,999	4	6.78%	
\$45,000-\$49,999	3	5.08%	
\$50,000-\$54,999	4	6.78%	
\$55,000-\$59,999	3	5.08%	
\$60,000-\$64,999	2	3.39%	
\$65,000-\$69,999	1	1.69%	
\$70,000-\$74,999	0	0.00%	
\$75,000-\$79,999	0	0.00%	
\$80,000-\$84,999	0	0.00%	
\$85,000-\$89,999	0	0.00%	
\$90,000-\$94,999	0	0.00%	
\$95,000-\$99,999	0	0.00%	
\$100,000 or more	0	0.00%	
No Answer	28	47.46%	
Total	59	100.00%	













*Note: Below federal minimum wage for full-time yearly pay.

Information Technologies

Salary Ranges	count	percent	
Less than \$15,000*	0	0.00%	
\$15,000-\$19,999	0	0.00%	
\$20,000-\$24,999	1	1.32%	
\$25,000-\$29,999	2	2.63%	
\$30,000-\$34,999	1	1.32%	
\$35,000-\$39,999	1	1.32%	
\$40,000-\$44,999	3	3.95%	
\$45,000-\$49,999	2	2.63%	
\$50,000-\$54,999	2	2.63%	
\$55,000-\$59,999	4	5.26%	
\$60,000-\$64,999	0	0.00%	
\$65,000-\$69,999	0	0.00%	
\$70,000-\$74,999	3	3.95%	
\$75,000-\$79,999	0	0.00%	
\$80,000-\$84,999	1	1.32%	
\$85,000-\$89,999	0	0.00%	
\$90,000-\$94,999	0	0.00%	
\$95,000-\$99,999	0	0.00%	
\$100,000 or more	0	0.00%	
No Answer	56	73.68%	
Total	76	100.00%	



*Note: Below federal minimum wage for full-time yearly pay.

Nursing and Health Sciences

Salary Ranges	count	percent	
Less than \$15,000*	0	0.00%	
\$15,000-\$19,999	1	2.56%	
\$20,000-\$24,999	3	7.69%	
\$25,000-\$29,999	1	2.56%	
\$30,000-\$34,999	1	2.56%	
\$35,000-\$39,999	0	0.00%	
\$40,000-\$44,999	3	7.69%	
\$45,000-\$49,999	4	10.26%	
\$50,000-\$54,999	3	7.69%	
\$55,000-\$59,999	3	7.69%	
\$60,000-\$64,999	1	2.56%	
\$65,000-\$69,999	0	0.00%	
\$70,000-\$74,999	1	2.56%	
\$75,000-\$79,999	0	0.00%	
\$80,000-\$84,999	0	0.00%	
\$85,000-\$89,999	0	0.00%	
\$90,000-\$94,999	0	0.00%	
\$95,000-\$99,999	0	0.00%	
\$100,000 or more	0	0.00%	
No Answer	18	46.15%	
Total	39	100.00%	

*Note: Below federal minimum wage for full-time yearly pay.

Visual Communications

Salary Ranges	count	percent	
Less than \$15,000*	0	0.00%	
\$15,000-\$19,999	0	0.00%	
\$20,000-\$24,999	0	0.00%	
\$25,000-\$29,999	0	0.00%	
\$30,000-\$34,999	0	0.00%	
\$35,000-\$39,999	0	0.00%	
\$40,000-\$44,999	0	0.00%	
\$45,000-\$49,999	0	0.00%	
\$50,000-\$54,999	0	0.00%	
\$55,000-\$59,999	0	0.00%	
\$60,000-\$64,999	0	0.00%	
\$65,000-\$69,999	0	0.00%	
\$70,000-\$74,999	0	0.00%	
\$75,000-\$79,999	0	0.00%	
\$80,000-\$84,999	0	0.00%	
\$85,000-\$89,999	0	0.00%	
\$90,000-\$94,999	0	0.00%	
\$95,000-\$99,999	0	0.00%	
\$100,000 or more	0	0.00%	
No Answer	5	100.00%	
Total	5	100.00%	

*Note: Below federal minimum wage for full-time yearly pay.

APPENDIX C:
Graduation Survey Form

Graduation Survey (GS)

Start of Block: Default Question Block

GRADUATION SURVEY

Congratulations on earning your degree from OSUIT!

Your completed Graduation Survey will provide information necessary for OSUIT accreditation and accountability; it impacts federal, state, and regional funding of programs that require placement and salary data.

This survey has two parts:

1) Demographic/occupational data to be shared with your school/academic department; this data is very important as it affects funding sources that keep educational costs down for all students.

2) Satisfaction data; this data will be kept confidential in the Office of Institutional Research. We value your opinions and appreciate your feedback.

Reports will not include any personally identifiable data. Comments will be reviewed by the Office of Academic Affairs after dissociation of all personally identifiable information by Institutional Research; these comments will be reviewed verbatim and may be addressed as deemed appropriate by the V.P. of Academic Affairs.

Please consider your responses carefully. This survey cannot be edited or changed, either by you, your school, or the Office of Institutional Research, once it has been submitted.

End of Block: Default Question Block

Start of Block: Graddate

Please mark your **current** graduation month and year (semester).

- August 2016 (summer)
- December 2016 (fall)
- April 2017 (spring)
- August 2017 (summer)
- December 2017 (fall)
- April 2018 (spring)
- August 2018 (summer)
- December 2018 (fall)
- April 2019 (spring)
- August 2019 (summer)
- December 2019 (fall)
- April 2020 (spring)
- August 2020 (summer)
- December 2020 (fall)
- April 2021 (spring)
- August 2021 (summer)
- December 2021 (fall)
- April 2022 (spring)

End of Block: Graddate

Start of Block: GS Demographics

School you are currently graduating from (if more than one, select your **primary** area).

- Arts & Sciences
 - Automotive
 - Construction
 - Culinary Arts
 - Diesel & Heavy Equipment
 - Energy
 - Engineering
 - Information Technologies
 - Nursing and Health Sciences
 - Visual Communications
 - Watchmaking
 - Other: _____
-

You listed "Arts & Sciences": What is your graduation major?

- Allied Health Science
- Business
- Enterprise Development
- Office Information Systems Technologies
- Pre-Education
- Pre-Professional Studies

You listed "Automotive Technologies": What is your graduation major?

Collision Repair

Ford ASSET

GM ASEP

MOPAR CAP

PRO-TECH

Toyota T-TEN

You listed "Construction Technologies": What is your graduation major?

Air Conditioning & Refrigeration

Electrical

High Voltage

Construction Management

OTHER: Masonry/Residential/Welding

You listed "Culinary Arts": What is your graduation major?

Culinary Arts

You listed "Diesel & Heavy Equipment": What is your graduation major?

- Aggreko SelecTech
 - CAT Dealer Prep
 - Komatsu ACT
 - Truck Technician
 - Western Equipment Dealers
-

You listed "School of Energy": What is your graduation major?

- Natural Gas Compression
 - Pipeline Integrity
 - Power Plant
 - Industrial Maintenance
-

You listed "Engineering Technologies": What is your graduation major?

- Civil Engineering/Surveying (AAS)
 - Civil Engineering (BT)
 - Engineering Graphics & Design Drafting (AAS)
 - Electrical/Electronic (AAS)
 - Electromechanical (AAS)
 - Instrumentation (AAS)
 - Instrumentation Engineering (BT)
 - Manufacturing (AAS)
-

You listed "Information Technologies": What is your graduation major?

- Information Technologies (AAS)
 - Information Technologies (AS)
 - Information Technology (BT); no option
 - Information Technology (BT) Cybersecurity and Digital Forensics
 - Information Technology (BT) Software Development
 - Information Technology (BT) Network Infrastructure
 - Information Technology (BT) Enterprise Management
-

You listed "Nursing & Health Sciences": What is your graduation major?

- Nursing
 - Nursing LPN to RN Transition
 - Orthotics & Prosthetics
-

You listed "Visual Communications": What is your graduation major?

- Graphic Design
 - 3D Modeling & Animation
 - Photography
-

You listed "Watchmaking Technologies": What is your graduation major?

- Watchmaking
-

Are you graduating from any other school this semester? (Note: Most do not graduate from more than one school at a time).

- Yes
 - No
-

Which school and major?

DEMOGRAPHICS: Contact information **after** graduation

- First Name _____
- Middle Name/Initial _____
- Last Name _____
- Suffix (Jr., II, etc.), if applicable

- Campus-wide ID _____
- Date of Birth _____
- Address 1 _____
- City/Town _____
- State/Province _____
- Zip/Postal Code _____
- Country _____
- Telephone _____
- Email- *valid after graduation*

End of Block: GS Demographics

Start of Block: Placement

Placement: Please indicate what best describes your current activities (*Mark **one** best answer*).

- I have accepted a job in my field of study
- I have accepted a job in an unrelated field
- I am self-employed in my field of study
- I am self-employed, but in an unrelated field
- I am continuing my education at OSUIT
- I am transferring to another college or university
- I am or will be serving full-time in the military
- I am currently seeking employment
- I am not seeking employment at this time (please explain):

End of Block: Placement

Start of Block: Hiring

REMINDER: OSUIT will keep the following information strictly confidential. Results will be reported only in aggregate.

EMPLOYMENT AFTER GRADUATION

- Company Name _____
 - Address 1 _____
 - City/Town _____
 - State/Province _____
 - Zip/Postal Code _____
 - Country _____
 - Telephone _____
-

Your Job title

Your Supervisor (if applicable)

- First Name _____
 - Last Name _____
 - Job Title _____
 - Phone _____
 - Email _____
-

Employment status

- Full time in field of study
- Full time- NOT in field of study
- Part time
- Other (please specify) _____

What is your gross yearly/annual rate of pay? Do not include trainee/internship pay, overtime pay, or benefits.

▼ Less than \$15,000- Note: Below federal minimum wage for full-time yearly pay. ... \$100,000 or more

May we invite your supervisor to participate in the OSUIT Employer Survey?

- Yes
- No
- Does not apply to me

End of Block: Hiring

Start of Block: ContEd

Which college/university do you plan to attend?

What degree(s) and major(s) do you plan to pursue?

End of Block: ContEd

Start of Block: Military

Branch of Military Service

- Army
- Air Force
- Coast Guard
- Marines
- Navy
- Other (please specify): _____

End of Block: Military

Start of Block: Satisfaction Intro

Thank you for the update. Next is the *satisfaction* component of the survey.

NOTE: This information will not be reported with your personally identifiable information. Your individual satisfaction ratings will be kept confidential in the Office of Institutional Research.

End of Block: Satisfaction Intro

Start of Block: Academic Programs

Please indicate below your level of satisfaction with your academic program(s) at OSUIT.

	Very Dissatisfied	Dissatisfied	Neutral	Satisfied	Very Satisfied
Professionalism of instructors	<input type="radio"/>	<input type="radio"/>	<input type="radio"/>	<input type="radio"/>	<input type="radio"/>
Quality of instructors' communication with students	<input type="radio"/>	<input type="radio"/>	<input type="radio"/>	<input type="radio"/>	<input type="radio"/>
Quality of instructors in General Education (ex., math, writing, history courses, etc.)	<input type="radio"/>	<input type="radio"/>	<input type="radio"/>	<input type="radio"/>	<input type="radio"/>
Quality of instructors in my major program of study	<input type="radio"/>	<input type="radio"/>	<input type="radio"/>	<input type="radio"/>	<input type="radio"/>
Advisement I received on my degree requirements	<input type="radio"/>	<input type="radio"/>	<input type="radio"/>	<input type="radio"/>	<input type="radio"/>
Advisement I received on career matters	<input type="radio"/>	<input type="radio"/>	<input type="radio"/>	<input type="radio"/>	<input type="radio"/>
Opportunities for practical experience in my chosen career field	<input type="radio"/>	<input type="radio"/>	<input type="radio"/>	<input type="radio"/>	<input type="radio"/>
Student organization associated with my program	<input type="radio"/>	<input type="radio"/>	<input type="radio"/>	<input type="radio"/>	<input type="radio"/>

End of Block: Academic Programs

Start of Block: Campus Services

Please indicate your satisfaction with Campus Services at OSUIT. Mark N/A *only if you never used or dealt with the service and have no evaluation to give.*

	Very Dissatisfied	Dissatisfied	Neutral	Satisfied	Very Satisfied	N/A
Bookstore	<input type="radio"/>	<input type="radio"/>	<input type="radio"/>	<input type="radio"/>	<input type="radio"/>	<input type="radio"/>
C-Store at Willson Commons	<input type="radio"/>	<input type="radio"/>	<input type="radio"/>	<input type="radio"/>	<input type="radio"/>	<input type="radio"/>
Cafeteria	<input type="radio"/>	<input type="radio"/>	<input type="radio"/>	<input type="radio"/>	<input type="radio"/>	<input type="radio"/>
Campus Housing	<input type="radio"/>	<input type="radio"/>	<input type="radio"/>	<input type="radio"/>	<input type="radio"/>	<input type="radio"/>
Campus Security	<input type="radio"/>	<input type="radio"/>	<input type="radio"/>	<input type="radio"/>	<input type="radio"/>	<input type="radio"/>
Childcare	<input type="radio"/>	<input type="radio"/>	<input type="radio"/>	<input type="radio"/>	<input type="radio"/>	<input type="radio"/>
Copy Center	<input type="radio"/>	<input type="radio"/>	<input type="radio"/>	<input type="radio"/>	<input type="radio"/>	<input type="radio"/>
Covelle Hall - Wellness Center	<input type="radio"/>	<input type="radio"/>	<input type="radio"/>	<input type="radio"/>	<input type="radio"/>	<input type="radio"/>
Health Center/Infirmary	<input type="radio"/>	<input type="radio"/>	<input type="radio"/>	<input type="radio"/>	<input type="radio"/>	<input type="radio"/>
Parking	<input type="radio"/>	<input type="radio"/>	<input type="radio"/>	<input type="radio"/>	<input type="radio"/>	<input type="radio"/>
Post Office	<input type="radio"/>	<input type="radio"/>	<input type="radio"/>	<input type="radio"/>	<input type="radio"/>	<input type="radio"/>

End of Block: Campus Services

Start of Block: Student Services

Please indicate your satisfaction with the Student Services at OSUIT. Mark N/A *only if you never used or dealt with the service and have no evaluation to give.*

	Very Dissatisfied	Dissatisfied	Neutral	Satisfied	Very Satisfied	N/A
Admissions/Recruitment	<input type="radio"/>	<input type="radio"/>	<input type="radio"/>	<input type="radio"/>	<input type="radio"/>	<input type="radio"/>
Assessment Center	<input type="radio"/>	<input type="radio"/>	<input type="radio"/>	<input type="radio"/>	<input type="radio"/>	<input type="radio"/>
Bursar's Office	<input type="radio"/>	<input type="radio"/>	<input type="radio"/>	<input type="radio"/>	<input type="radio"/>	<input type="radio"/>
Counseling Services	<input type="radio"/>	<input type="radio"/>	<input type="radio"/>	<input type="radio"/>	<input type="radio"/>	<input type="radio"/>
LASSO Center (tutoring services)	<input type="radio"/>	<input type="radio"/>	<input type="radio"/>	<input type="radio"/>	<input type="radio"/>	<input type="radio"/>
Library Services	<input type="radio"/>	<input type="radio"/>	<input type="radio"/>	<input type="radio"/>	<input type="radio"/>	<input type="radio"/>
Registrar's Office/Enrollment	<input type="radio"/>	<input type="radio"/>	<input type="radio"/>	<input type="radio"/>	<input type="radio"/>	<input type="radio"/>
Student Financial Services	<input type="radio"/>	<input type="radio"/>	<input type="radio"/>	<input type="radio"/>	<input type="radio"/>	<input type="radio"/>

End of Block: Student Services

Start of Block: Extracurricular

How often did you participate in these extracurricular activities?

	Never	Seldom	Occasionally	Usually	Always
Free Food Events (Welcome Back Lunch, Moonlight Breakfast, etc.)	<input type="radio"/>	<input type="radio"/>	<input type="radio"/>	<input type="radio"/>	<input type="radio"/>
Intramural Sports	<input type="radio"/>	<input type="radio"/>	<input type="radio"/>	<input type="radio"/>	<input type="radio"/>
Seasonal Festivals (CarniFall, SpringFest, etc.)	<input type="radio"/>	<input type="radio"/>	<input type="radio"/>	<input type="radio"/>	<input type="radio"/>
Student Clubs (all clubs including SGA/Student Senate and Phi Theta Kappa)	<input type="radio"/>	<input type="radio"/>	<input type="radio"/>	<input type="radio"/>	<input type="radio"/>
Student Life sponsored free activities (Free Movie Night, Free Massages, etc.)	<input type="radio"/>	<input type="radio"/>	<input type="radio"/>	<input type="radio"/>	<input type="radio"/>

End of Block: Extracurricular

Start of Block: Institutional

Please indicate the extent to which you agree with the following statements.

	Strongly Disagree	Disagree	Neutral	Agree	Strongly Agree
OSUIT helped me gain the proper skills needed for my chosen career.	<input type="radio"/>	<input type="radio"/>	<input type="radio"/>	<input type="radio"/>	<input type="radio"/>
OSUIT provided opportunities for hands-on experience in my chosen career field.	<input type="radio"/>	<input type="radio"/>	<input type="radio"/>	<input type="radio"/>	<input type="radio"/>
OSUIT helped me build contacts with industry professionals.	<input type="radio"/>	<input type="radio"/>	<input type="radio"/>	<input type="radio"/>	<input type="radio"/>
OSUIT helped prepare me to interact with people from diverse backgrounds.	<input type="radio"/>	<input type="radio"/>	<input type="radio"/>	<input type="radio"/>	<input type="radio"/>
OSUIT helped me achieve my educational goals.	<input type="radio"/>	<input type="radio"/>	<input type="radio"/>	<input type="radio"/>	<input type="radio"/>
I would choose to attend OSUIT again.	<input type="radio"/>	<input type="radio"/>	<input type="radio"/>	<input type="radio"/>	<input type="radio"/>
I would recommend OSUIT to my friends and family.	<input type="radio"/>	<input type="radio"/>	<input type="radio"/>	<input type="radio"/>	<input type="radio"/>
Overall, I am satisfied with	<input type="radio"/>	<input type="radio"/>	<input type="radio"/>	<input type="radio"/>	<input type="radio"/>

my college
experience at
OSUIT.

End of Block: Institutional

Start of Block: Open

Is there anything else you would like us to know? Here's your chance...

End of Block: Open

Start of Block: Closing Page -Thanks
